

# Technical Manual



# JBL VT4888DP-AN/CN/DA

## SPECIFICATIONS

### ACOUSTIC & ELECTRICAL SPECIFICATIONS:

- DP3 Internal Amplification 6000W Peak, 3000W Continuous Output (at nominal load):
- DP3 Output Section: 3-Channel Class-I Output (at nominal load): LF: 118V peak, MF: 118V peak, HF: 118V peak
- Frequency Response: 60 Hz- 16 kHz (±3 dB)
- Frequency Range: 48 Hz -18 kHz (-10 dB)
- Max Peak Output: 139 dB SPL, 1m Output (at nominal load): LF: 118V peak, MF: 118V peak, HF: 118V peak
- Signal Processing: DSP based, resident in Input Module
- AC Power Operating Range: Auto Select 90-132VAC/216-264VAC, 50/60 Hz
- AC Line Voltage: 50/60 Hz, Auto-Detect;120V/240V (-15%, +10%)
- AC Current Requirement: 6A per system at 120V, 3A per system at 240V
- Horiz Coverage Angle: 90°, 250 Hz - 16 kHz (-6dB)
- Vert Coverage Angle: Varies with size and configuration(-6dB)
- Crossover Frequency: 315 Hz LF/Mid 1.2 kHz MF/HF

### SYSTEMS COMPONENTS:

- Cabinet: Enclosure Assembly C4888
- Grille: Left (350780-002) , Right (350780-001)
- Low Frequency Transducer: (2) 2262H, 304 mm (12") dia., 76 mm (3") Dual Coil, Neodymium, Differential Drive Direct Cooled
- Bandpass Nominal 4 ohms (wired in parallel)

### SYSTEMS COMPONENTS (Cont):

- DC Resistance: 5.1 Ohms
- Mid Frequency Transducer: (4) 2106HPL, 136 mm (5.5") with 50 mm (2")dia. voice coil
- Bandpass Nominal Impedance: 8 Ohms (wired in parallel)
- DC Resistance: 4.3 Ohms
- High Frequency Transducer: (2) x 2431H, 76 mm (3") dia. Aluminium Diaphragm, 38mm (1.5") Throat Dia. Neodymium Drivers
- Bandpass Nominal Impedance: 8 ohms (wired in series)
- DC Resistance: 4.0 Ohms

### AURAL SWEEP TEST SPECIFICATIONS:

- A. System Aural Sweep Test: 30mV, 20 Hz to 20 kHz
- B. L.F. Woofer Aural Sweep Test (per ets): 6V, 40 Hz to 1 kHz
- C. M.F. Woofer Aural Sweep Test (per ets): 3V, 400 Hz to 4 kHz
- D. H.F. Driver Aural Sweep Test (per ets): 1.5V, 800 Hz to 20 kHz

### PHYSICAL SPECIFICATIONS:

- Enclosure Dimensions: 355 mm x 1013 mm x 678 mm D (14 x 39.9 x 26.7 in. D)
- Net Weight 67.2 (148 lb)
- Shipping Weight 74.0 (163 lb)

### WARRANTY INFORMATION:

- Refer to Warranty Statement packed with each product.

## PACKAGE

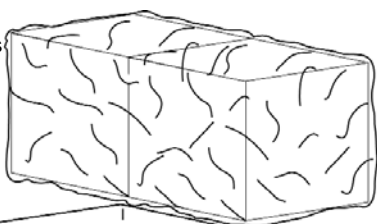
Warranty 59660

Carton  
354871-001

Operators Guide, DBX Module, DP3  
360850-002

Filler (2)  
354872-001

Proective Jackets  
(2) Drive Pack  
360849-001

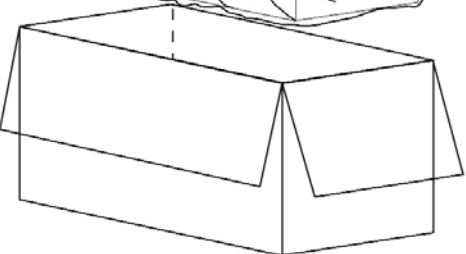


Microfoam (8)  
49790P

Power Cord  
355040-002

Spec Sheet  
361486-001

Filler, Front  
362085-001



Dolly Assembly  
350519-002

Carton  
360825-001

Insert (2)  
360826-001

Tube (2)  
336027-001

Soft Cover  
360777-001

910-00035-01 (1)  
Ferro fluid vial w/  
blotter paper and  
instruction sheet

910-00035-02 (12)  
Ferro fluid vials w/  
blotter paper and  
instruction sheet



JBL VT4888-AF

Carton  
350484-001

Filler (2)  
350486-001

Owner's Manual  
350485-001



JBL VT4888-SF

Carton  
350706-001

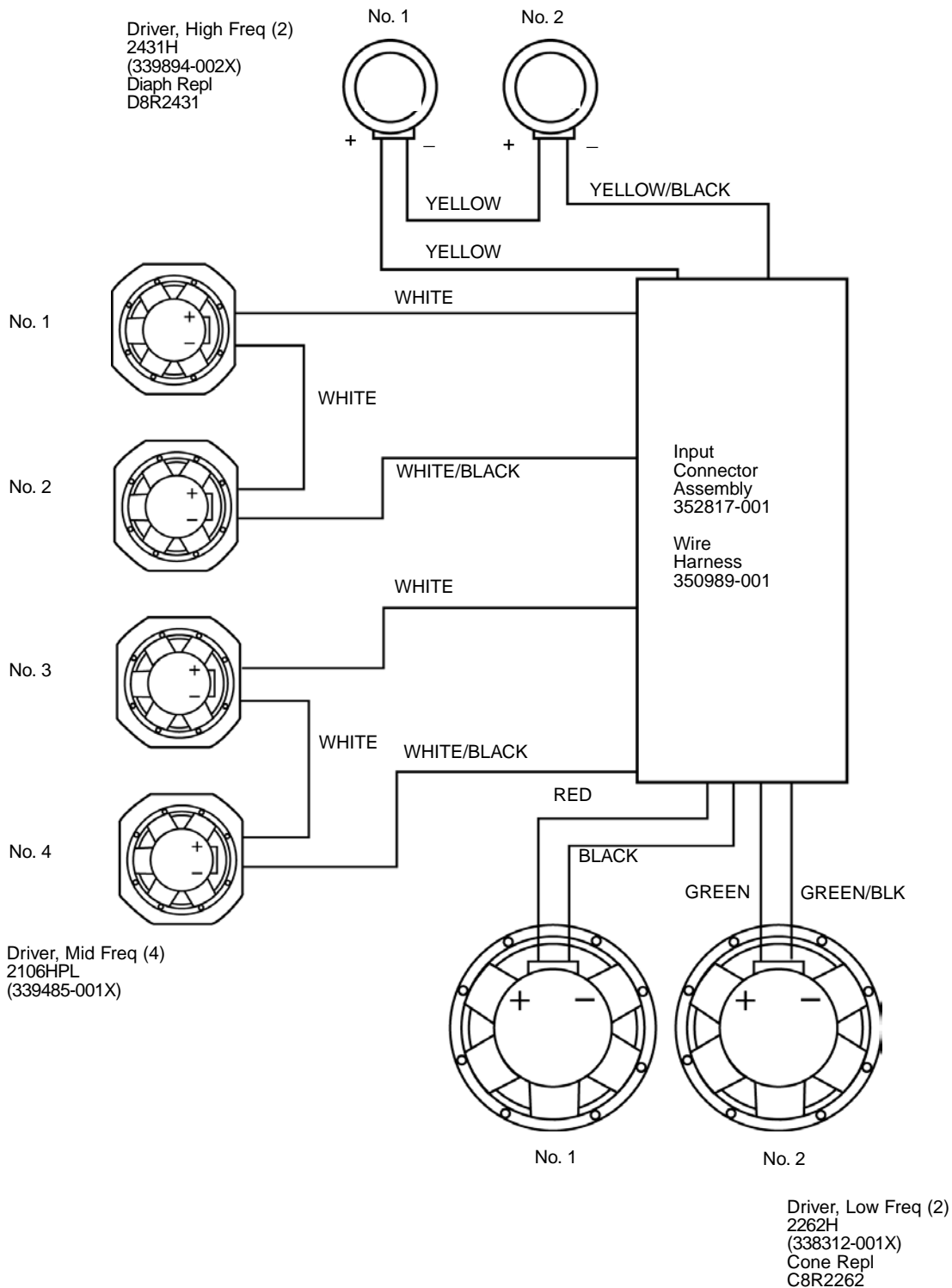
Filler (2)  
350713-001

Owner's Manual  
350485-001

JBL VT4888DP-AN/CN/DA REV Q

# JBL VT4888DP-AN/CN/DA

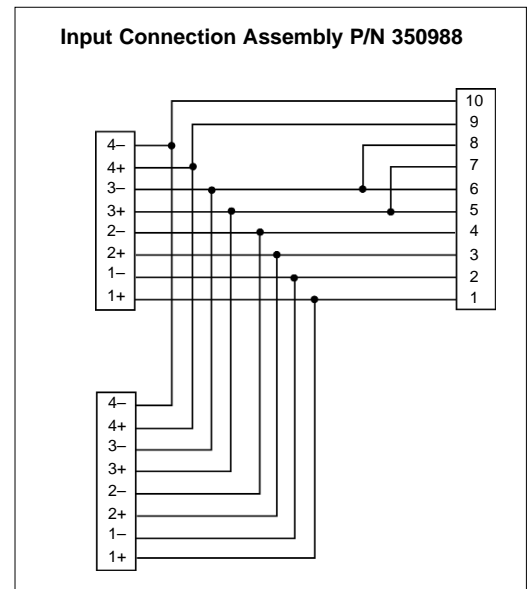
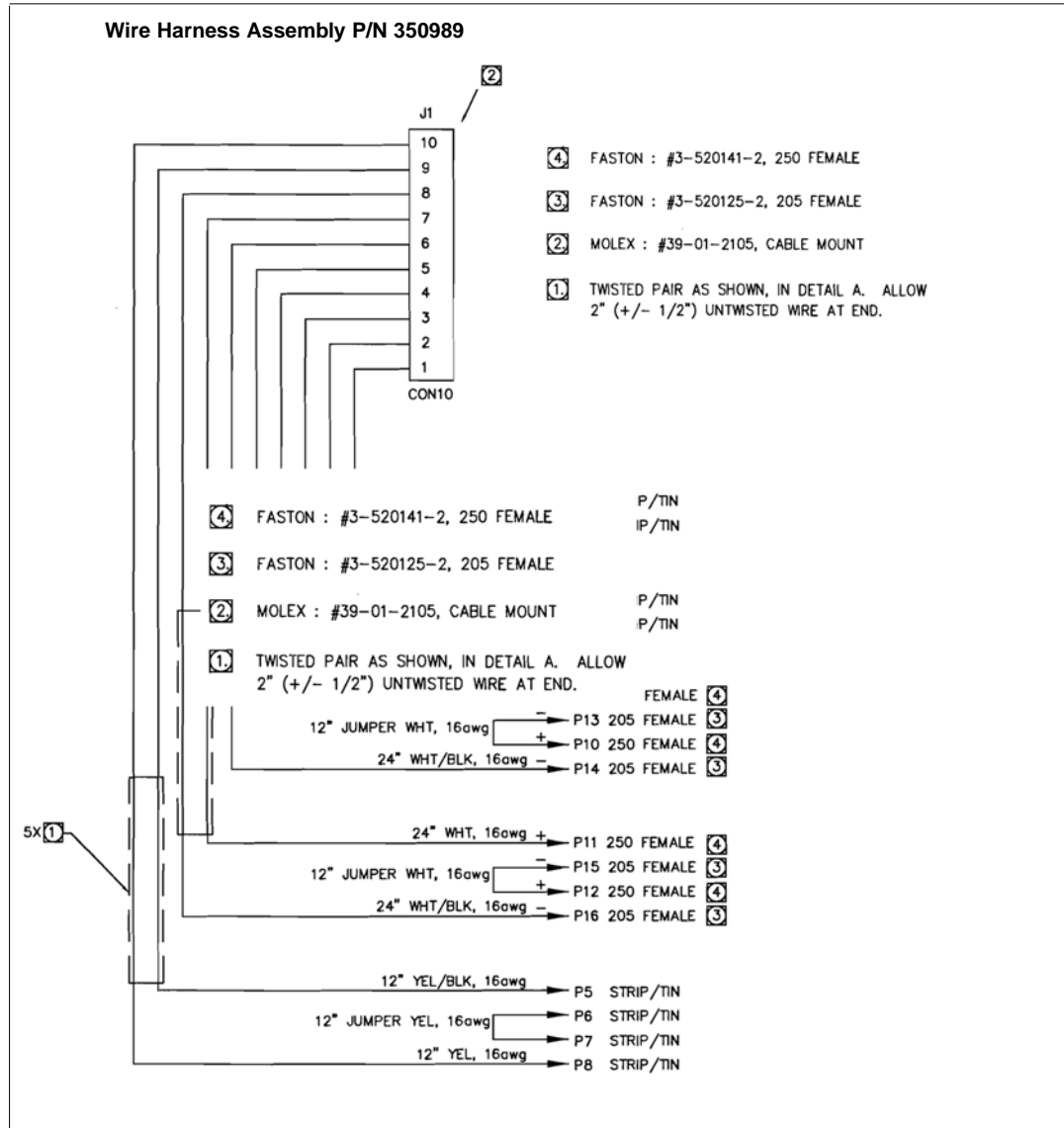
## WIRING DIAGRAM



JBL VT4888DP-AN/CN/DA

# JBL VT4888DP-AN/CN/DA

## SCHEMATIC DIAGRAMS



JBL VT4888DP-AN/CN/DA

# JBL VT4888DP-AN/CN/DA

## COMPONENT EXPLODED VIEW

Enclosure Assembly  
C4888  
(Available to VerTec  
Dealers and Service  
Centers)

Hande (6)  
923-00022-07

Gasket (6)  
382-00337-00

Screw (24)  
804-42110-12  
10-32 x 3/4  
PAN, TORX, BLK  
ZINC, LCS

Screw (36)  
884-42110-12  
10 x 3/4  
PAN, TORX, PB,  
BLK ZINC, LCS

Horn (2)  
337055-001

Gasket, Horn Side (2)  
350841-001

Gasket, Horn (2)  
Top/Bottom  
351415-001

Gasket, HF Horn  
359-00225-00

Bolt (8)  
854-00003-08  
1/4-20 x 1/2  
HEX, CLK ZINC,  
MCAS

Rigging Bracket (16)  
351922-001

Screw (16)  
802-11010-10  
6-32 x 5/8  
FLT, PH, BLK  
ZINC, LCS

RBI (2)  
350779-001

Screw (16)  
804-72110-24  
SKT, TOR, BLK  
ZINC, LCS

Driver, Mid Freq (4)  
2106H  
(339485-001X)

Gasket (2)  
350819-001

Flare, HF (2)  
351486-001

Screw (8)  
881-11110-08  
4 x 1/2  
FLT, PH, PB,  
BLK ZINC, LCS

Washer, Horn (8)  
844-100100-06  
1/4 x .06  
EXTTH, REG, CLR  
ZINC, CS

Washer, Horn (8)  
844-01110-07  
1/4, SAE, REG,  
BLK ZINC, LCS

Grille, HF  
350827-001

Standoff (16)  
885-00082-01  
8-32,  
3/8 HEX X 1/4, SS

Grille, Right  
350780-001

Grille, Left  
350780-002

Grille, Trim (2)  
351526-001

Screw (16)  
803-32011-04  
8-32 x 1/4  
TRUSS, TORX,  
BLK ZINC, LCS

Driver, High Freq (2)  
2431H  
(339894-002X)  
Diaph Repl  
D8R2431

Screw (8)  
705-90002-14  
1/4-20 x 7/8  
SCT SET,  
CUP POINT

Nut (8)  
834-30010-00  
1/4-20  
KEPS, BLK ZINC,  
LCS, RIGHT

Driver, Low Freq (2)  
2262H  
(338312-001X)  
Cone Repl  
C8R2262

Screw (16)  
804-72110-24  
10-32 x 1 1/2  
SKT, TOR,  
BLK ZINC, LCS

Gasket (2)  
339391-001

Input Cup Assembly (1)  
352817-001

Wire Harness  
350989-001

Screw (8)  
804-41110-20  
10-32 x 1 1/4  
PAN, PH, PB,  
BLK ZINC, LCS

Connect Assembly  
352270-001

Wire Harness  
352087-001

Input Cup  
352271-001

Gasket  
352818-001

Amplifier Assembly  
354344-002X (DP)  
354344-007X (AN)  
354344-008X (CN)  
354344-009X (DA)

**PLEASE** see the next  
page for the JBL PWA  
individual part numbers

Horn Bracket, HF (2)  
350782-001

Screw (6)  
804-11110-16  
10-32 x 1,  
FLT, PH, BLK  
ZINC, LCS

Quick Release Pin (8)  
361343-001  
1.75" L

Rear Rigging Tube (2)  
350573-002

Rear Hinge Assembly (2)  
364137-001

Front Hinge Assembly (2)  
364136-001

Slider Knob (2)  
350839-001  
10-32 x 5/8  
PATCH

R.A.P.  
354965-001

Front Rigging Tube (2)  
350572-002

Screw (8)  
338885-001  
1/4 x 1"  
FLTHD, SCT GRD8,  
PATCH

Dolly Retainer Pin (2)  
351696-001

Rigging Pad (8)  
351001-001  
1 1/4"

T-Nut (8)  
352214-001  
10-32 x 1/4  
ZINC PLATED

72266  
AHD, SICOMET 5181

JBL VT4888DP-AN/CN

# DP3 AMPLIFIER ASSEMBLY REFERENCE

## AMPLIFIER ASSEMBLY 354344-001

### Amplifier Assemblies

#### DP3

Note: Amplifier assembly includes the input module.

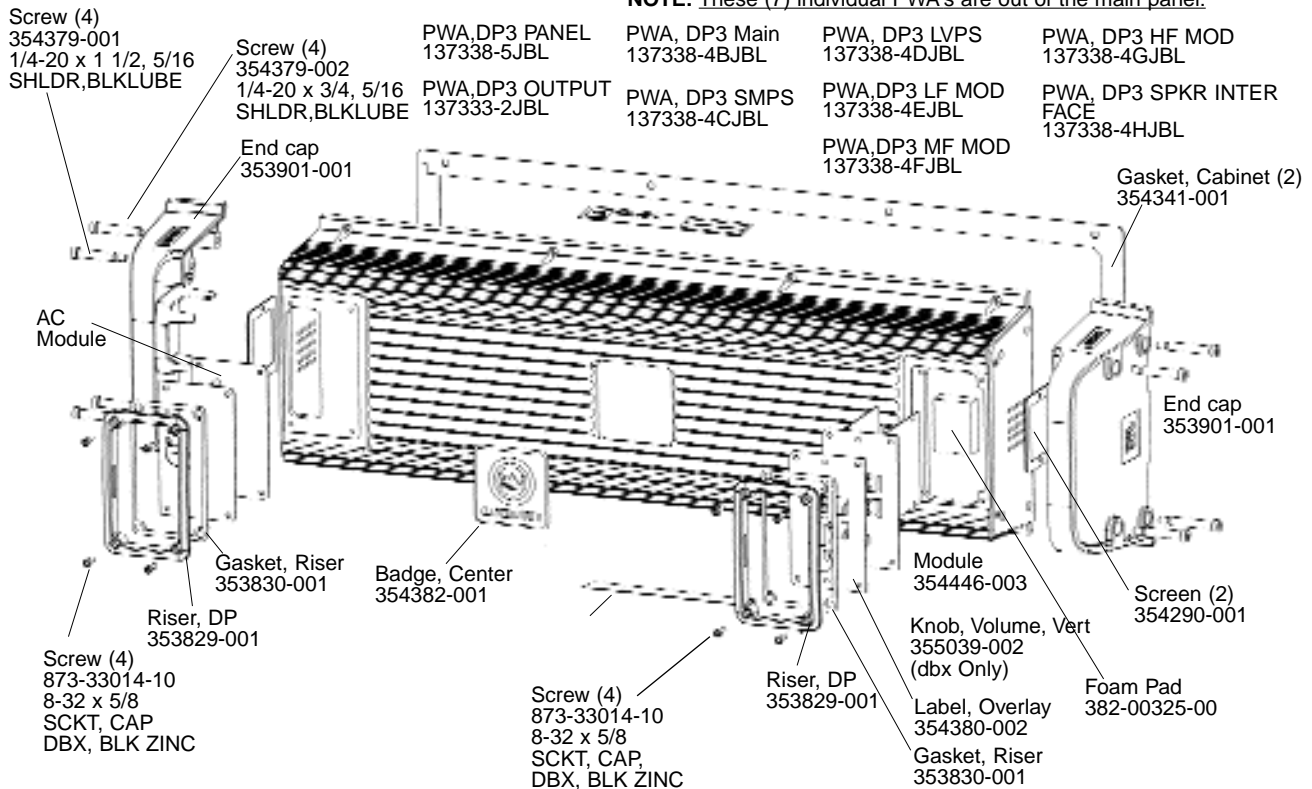
Part No.	Description
<a href="#">354344-001</a>	Amplifier Assembly, Base Model, VT-Series
<a href="#">354344-002X</a>	Amplifier Assembly, VT4888DP
<a href="#">354344-003X</a>	Amplifier Assembly, VT4882DP
<a href="#">354344-004X</a>	Amplifier Assembly, VT4882DP-AN
<a href="#">354344-005X</a>	Amplifier Assembly, VT4882DP-CN
<a href="#">354344-007X</a>	Amplifier Assembly, VT4888DP-AN
<a href="#">354344-008X</a>	Amplifier Assembly, VT4888DP-CN
<a href="#">354344-010X</a>	Amplifier Assembly, VT4880ADP
<a href="#">354344-011X</a>	Amplifier Assembly, VT4880ADP-AN
<a href="#">354344-012X</a>	Amplifier Assembly, VT4880ADP-CN
<a href="#">354344-014X</a>	Amplifier Assembly, VT4889ADP
<a href="#">354344-015X</a>	Amplifier Assembly, VT4889ADP-AN
<a href="#">354344-016X</a>	Amplifier Assembly, VT4889ADP-CN
<a href="#">354344-017X</a>	Amplifier Assembly, VT4889ADP-DA
<a href="#">354344-006X</a>	Amplifier Assembly, VT4882DP-DA
<a href="#">354344-009X</a>	Amplifier Assembly, VT4888DP-DA
<a href="#">354344-013X</a>	Amplifier Assembly, VT4880ADP-DA

### Input Modules

Note: If ordering an input module you must order 1 of the tuning files below depending on the system model number.

	DP-dbx 361541-001X	DP-AN 361092-001X	DP-CN 361093--001X	DP-DA 444668-001X
Model Numbers				
VT4888DP	<a href="#">355059-001</a>	<a href="#">361885-001</a>	<a href="#">361886-001</a>	<a href="#">444729-001</a>
VT4882DP	<a href="#">361282-001</a>	<a href="#">361887-001</a>	<a href="#">361888-001</a>	<a href="#">444728-001</a>
VT4889ADP	<a href="#">365137-001</a>	<a href="#">365113-001</a>	<a href="#">365136-001</a>	<a href="#">444731-001</a>
VT4880ADP	<a href="#">365139-001</a>	<a href="#">365114-001</a>	<a href="#">365138-001</a>	<a href="#">444730-001</a>

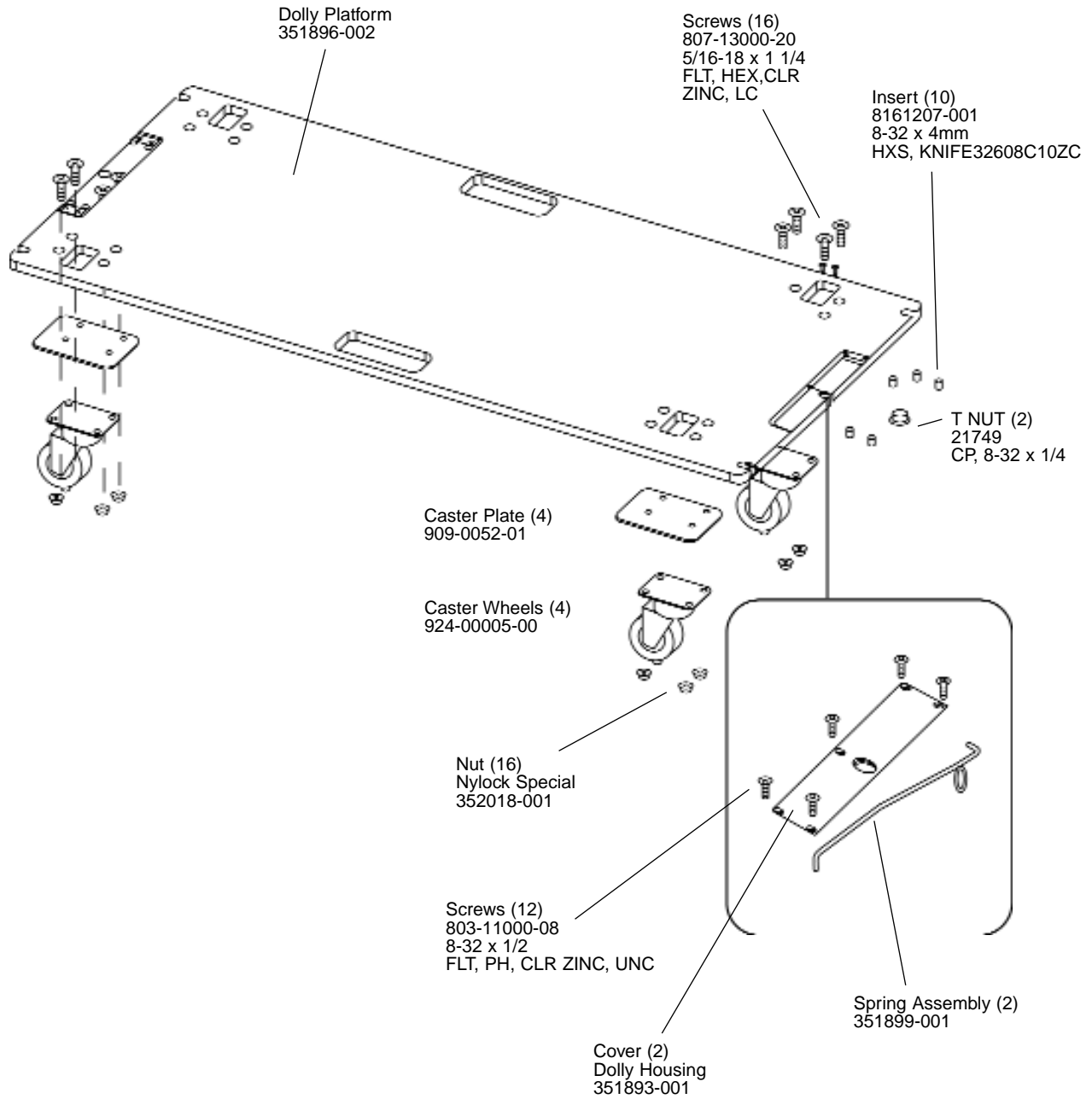
**NOTE:** These (7) individual PWA's are out of the main panel:



# JBL VT4888-ACC

REV B

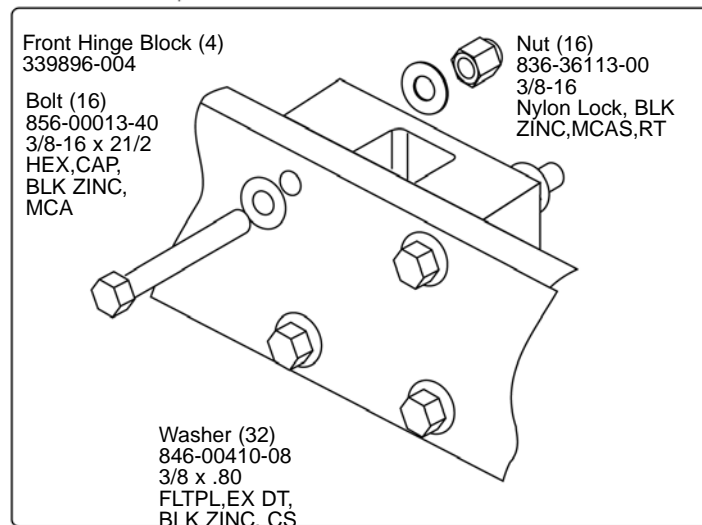
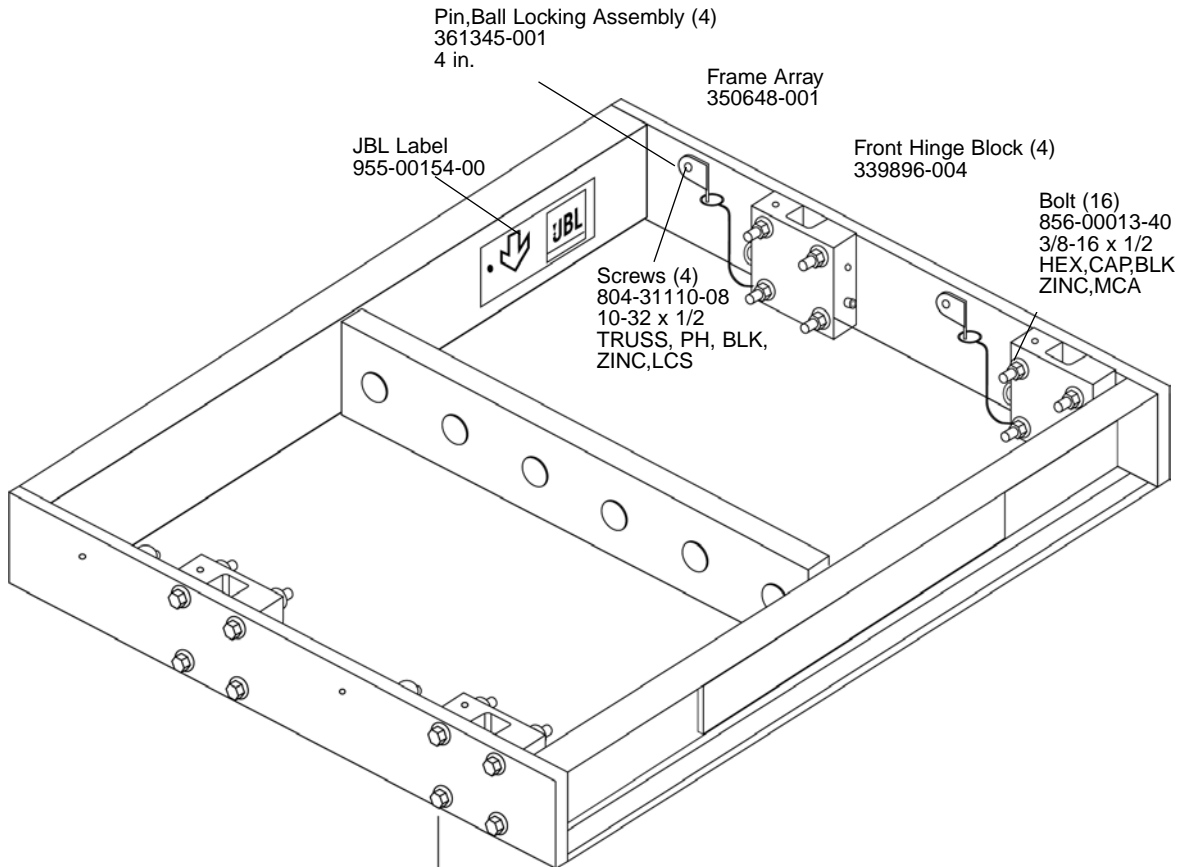
## DOLLY ASSEMBLY 350519-002



JBL VT4888-ACC

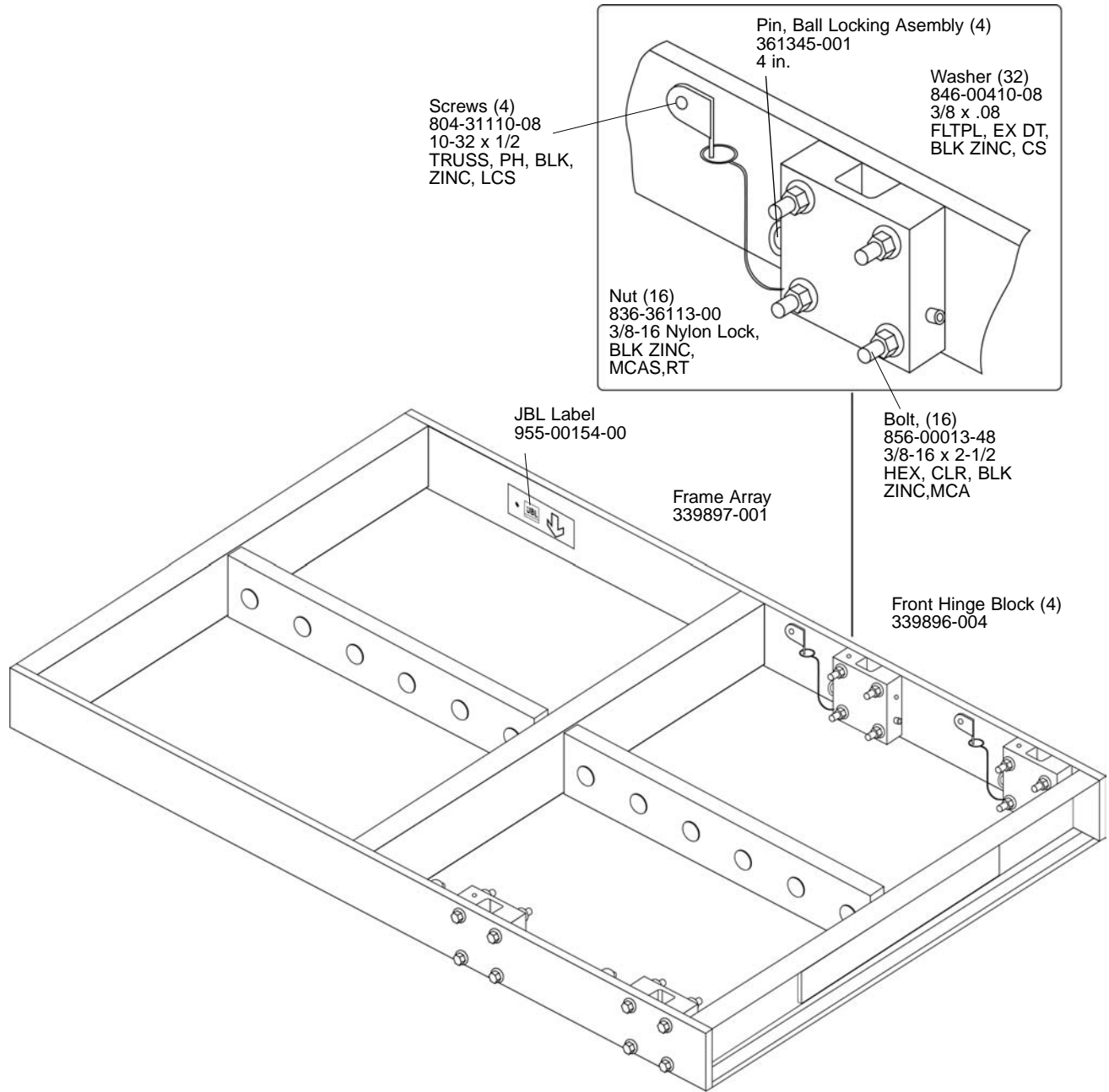
# JBL VT4888-SF

## ARRAY FRAME ASSEMBLY



# JBL VT4888-AF

## ARRAY FRAME ASSEMBLY



JBL VT4888-AF