

# Technical Manual



# JBL VT4882DP-AN/CN/DA

## SPECIFICATIONS

### ACOUSTIC & ELECTRICAL SPECIFICATIONS:

- Nominal Impedance: 8 Ohms, each transducer
- DP3 Internal Amplification Output (at normal load): 3400W Peak, 1700W Continuous
- DP3 LF Output Section: 2-Channel Class-I Output at nominal load: 118V peak
- Frequency Response: 32 Hz – 110 Hz ( $\pm 3$  dB)
- Frequency Range: 28 Hz – 120 kHz (-10 dB)
- Max. Peak Output: 133 dB SPL, 1m
- Signal Processing: DSP based, resident in Input Module
- AC Power Operating Range: Auto Select 90-132VAC/216-264VAC, 50/60 Hz
- AC Line Voltage: 50/60 Hz, Auto-Detect: 120V / 240V (-15%, +10%)
- AC Input Connector: Neutrik PowerCon
- AC Power Loop: Neutrik PowerCon
- AC Current Requirement: 6A per system at 120V, 3A per System at 240V

### SYSTEM COMPONENTS:

- Cabinet: Enclosure Assembly C4882
- Grille: 353238-001
- Low Frequency Transducer: (2) x 2266H (15 in) dia., 381 mm (3 in) Dual Coil, Differential Drive, Direct Cooled
- DC Resistance: 4.8 ohms x 2

### AURAL SWEEP TEST SPECIFICATIONS:

- A. System Aural Sweep Test: 70.mV Input, 20 Hz to 200 Hz
- B. L.F. Aural Sweep Test: 10.0V Input, 10 Hz to 300 Hz

### PHYSICAL SPECIFICATIONS:

- Enclosure Dimensions: 1013 mm x 457 mm x 1011 mm D (39.9 in. x 18 in. x 39.8 in. D)
- Net Weight: 154 lbs. (69.9 kg.)

### WARRANTY INFORMATION:

- Refer to Warranty Statement packed with each product.

## PACKAGE

Warranty 59660

Operators Guide  
dbx Module  
360850-002

Filler (2)  
354740-001

Microfoam Pkg (8)  
49790P  
Sheets

Protective Jackets  
(2) Drive Pack  
360849-001

Power Cord  
Assembly  
355040-002  
Pack, Edison /  
Shurcko

CD, Network DrivePack  
361908-003

Carton  
354739-001

VT4882DP-ACC

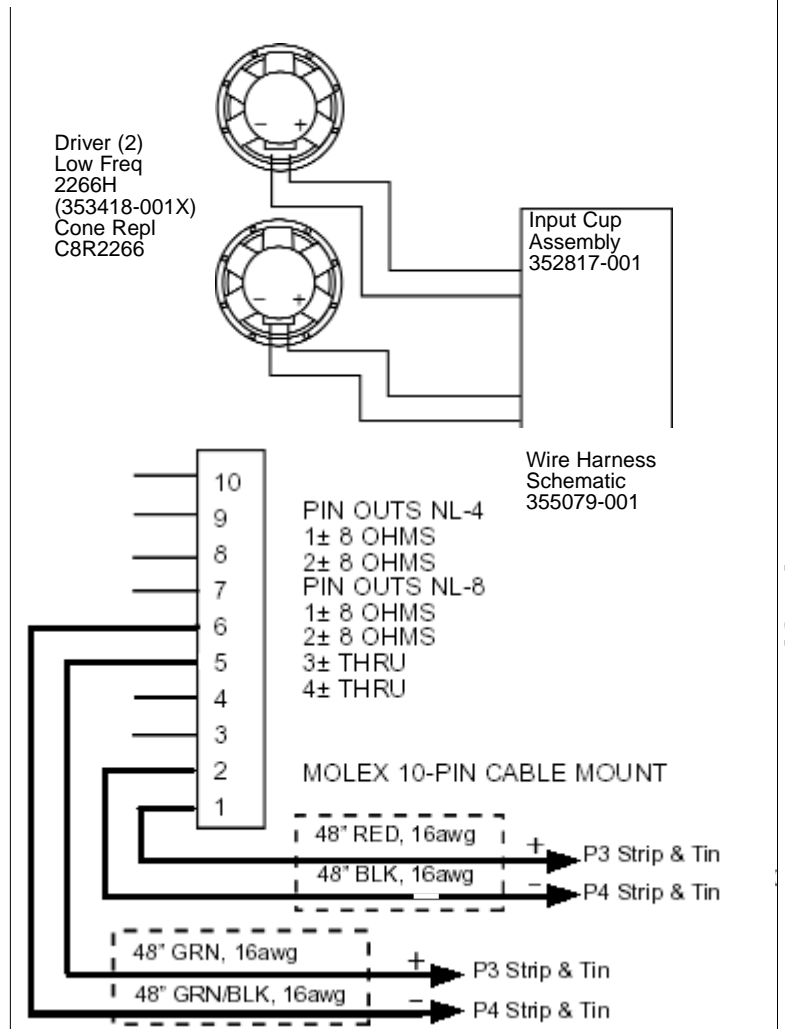
Dolly Assembly  
353245-001

Soft Cover  
360778-001

JBL VT4888-AF    JBL VT4888-SF

Tube (2) 360883-001	Carton 350484-001	Carton 350706-001
Insert (2) 360823-001	Filler (2) 350486-001	Filler (2) 350713-001
Carton 360824-001	Owner's Manual 350485-001	Owner's Manual 350485-001


## WIRING DIAGRAM



JBL VT4882DP-AN/CN/DA REV 0

# JBL VT4882DP-AN/CN/DA


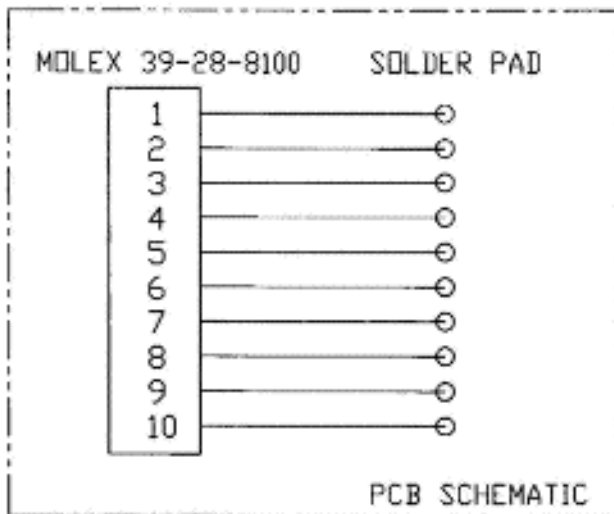
## SCHEMATIC DIAGRAMS



6	—————	SCREW MOUNT CABLE TIE™
5	—————	#6 X 3/8", TAP SCREW, PAN PH, BLK
4	352818-001	GASKET
3	352087-001	WIRE HARNESS (Ribbon Cable)
2	352270-001	PCB ASSY
1	352271-001	INPUT CUP

352270-001 Connector Assembly Diagram

352087-001 Wire Harness Diagram



JBL VT4882DP-AN/CN/DA

# JBL VT4882DP-AN/CN/DA

## COMPONENT EXPLODED VIEW

Input Cup Assembly  
352817-001

Wire Harness  
355079-001

Screw (8)  
804-31110-20  
10-32 x 1 1/4  
TRUSS,PH,BLK,  
ZINC,LCS

Connector Assembly  
352270-001

Input Cup  
352271-001

Wire Harness  
352087-001  
(Ribbon Cable)  
Gasket  
352818-001

Amplifier Assembly  
354344-003X (DP)  
354344-004X (AN)  
354344-005X (CN)  
354344-006X (DA)

**\*PLEASE** see the  
next page for the  
individual JBL parts  
numbers for the  
PWA's.

Handle (4)  
923-00022-07

Gasket, Handle (4)  
382-00337-00

Screw (16)  
804-41110-16  
10-32 x 3/4  
PAN,PB,PH,  
BLK,ZINC,LCS

Screw (24)  
884-41110-12  
10 x 3/4  
PAN,PH,PB,ZINC,  
LCS

Driver, Low Freq (2)  
2266H  
(353418-001X)  
Cone Repl  
C8R2266

Gasket, Rear (2)  
360-70002-01  
15"

Screw (16)  
804-72110-24  
10-32 x 1 1/2  
SKT,TORX,BLK,  
ZINC,LCS

Dust Dome (2)  
71646-04

Grille Trim  
353239-001

Rear Rigging Tube (2)  
353244-002

Rear Hinge Assembly, (2)  
364137-001

Screw (4)  
338885-001  
1/4" x 1"  
FLTHD,SKT,  
GRD8, PATCH

Feet (8)  
338948-001

Screw (8)  
806-42010-32  
1/4-20 x 2  
PAN, TORX,BLK  
ZINC,LCS

Rear End Pad (2)  
353241-001

Screw (4)  
806-42010-32  
1/4-20 x 2  
PAN,TORX,BLK  
ZINC,LCS

Washer (4)  
337183-001  
.25 x .5 Flat,  
ZINC

Hinge Lock Bar (2)  
353360-001

Screw (16)  
864-11000-12  
10-32 x 3/4  
FLT,PH,CLR,ZINC,  
LCS

Washer (4)  
339235-001  
Flat

Wave Washer (4)  
339236-001

Hinge Cushion  
(2)  
339201-001

Lock Bar Cushion (2)  
354332-001

Front End Pad (2)  
353240-001

Screw (4)  
806-42010-32  
1/4-20 X 2  
PAN,TORX,  
BLK, ZINC,  
LCS

Washer (4)  
337183-001  
.25 x.5  
Flat,ZINC

Screw (8)  
881-41100-10  
4 x 5/8  
PAN,PH,PB,CLR,  
ZINC,LCS

Front Hinge Assembly, (2)  
364136-001

Slider Knob (2)  
350839-001  
10-32 x 5/8  
PATCH

R.A.P.  
354965-001

Rear Hinge Assembly, (2)  
364137-001

R.A.P.  
354965-001

Rear Hinge Assembly, (2)  
364137-001

Rear Hinge Assembly, (2)  
364137-001

Rear Hinge Assembly, (2)  
364137-001

Rear Hinge Assembly, (2)  
364137-001

Rear Hinge Assembly, (2)  
364137-001

Rear Hinge Assembly, (2)  
364137-001

Rear Hinge Assembly, (2)  
364137-001

Rear Hinge Assembly, (2)  
364137-001

Rear Hinge Assembly, (2)  
364137-001

Rear Hinge Assembly, (2)  
364137-001

Rear Hinge Assembly, (2)  
364137-001

Rear Hinge Assembly, (2)  
364137-001

Rear Hinge Assembly, (2)  
364137-001

Rear Hinge Assembly, (2)  
364137-001

Rear Hinge Assembly, (2)  
364137-001

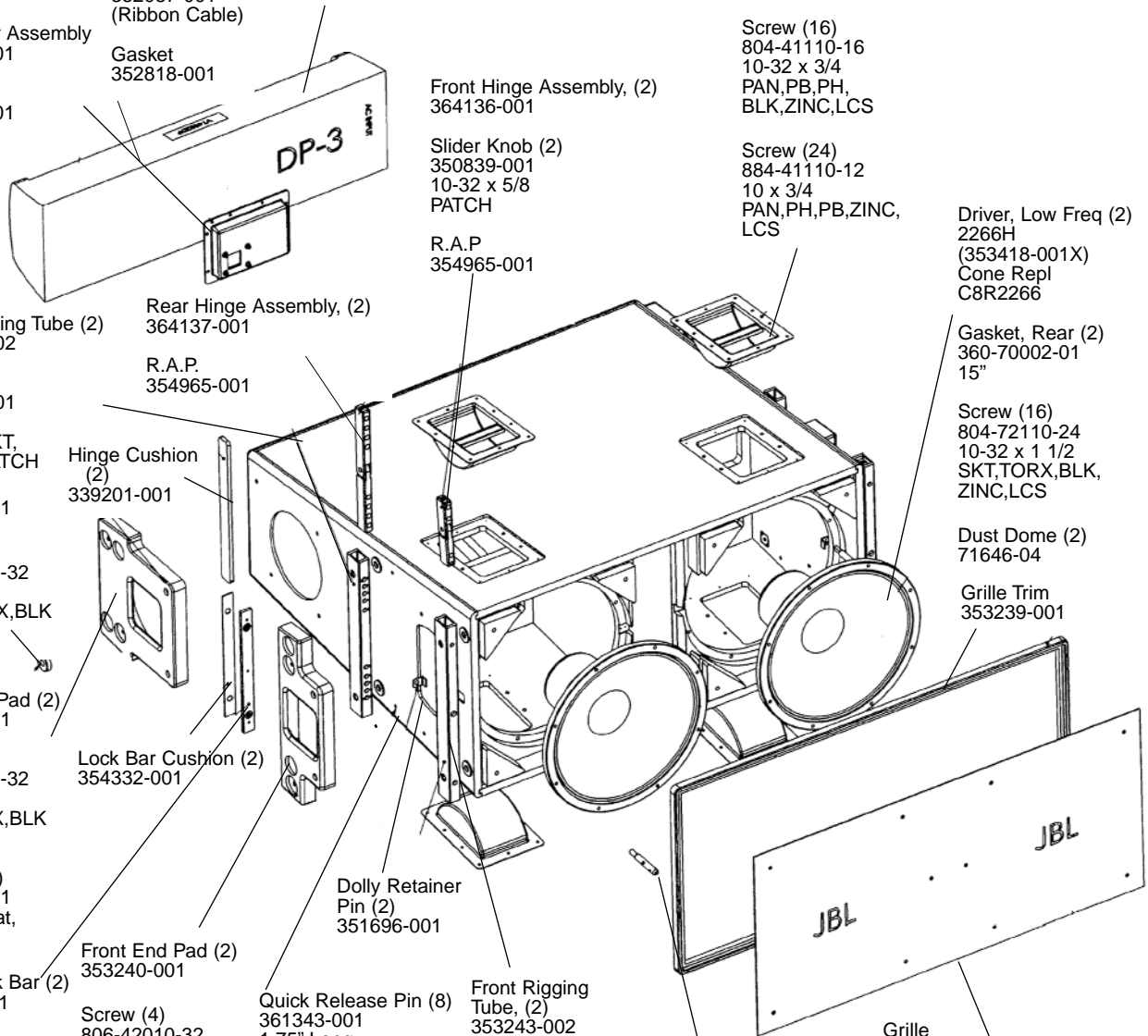
Rear Hinge Assembly, (2)  
364137-001

Rear Hinge Assembly, (2)  
364137-001

Rear Hinge Assembly, (2)  
364137-001

Rear Hinge Assembly, (2)  
364137-001

JBL VT4882DP-AN/CN/DA



Hinge Lock Bar (2)  
353360-001

Screw (16)  
864-11000-12  
10-32 x 3/4  
FLT,PH,CLR,ZINC,  
LCS

Washer (4)  
339235-001  
Flat

Wave Washer (4)  
339236-001

Front End Pad (2)  
353240-001

Screw (4)  
806-42010-32  
1/4-20 X 2  
PAN,TORX,  
BLK, ZINC,  
LCS

Washer (4)  
337183-001  
.25 x.5  
Flat,ZINC

Screw (8)  
881-41100-10  
4 x 5/8  
PAN,PH,PB,CLR,  
ZINC,LCS

Front Rigging  
Tube, (2)  
353243-002

Screw (4)  
338885-001  
1/4 x 1"  
FLT,HD,SOCKET  
GRD8, PATCH

Rigging Pad (8)  
351001-001

Rigging Bracket (16)  
351922-001

Screw (16)  
802-11010-16  
6-32 x 1  
FLT,PH,BLK,ZINC,  
LCS

Dolly Locking Pin (2)  
351798-002

Nut (2)  
836-36110-00  
3/8-24  
Nylon,BLK, ZINC,  
LCS, RIGHT

Rigging Bracket (16)  
351922-001

Screw (16)  
802-11010-16  
6-32 x 1  
FLT,PH,BLK,ZINC,  
LCS

Grille  
353238-001

Screw (10)  
804-42110-12  
1-32 x 3/4  
PAN,TORX,BLK,ZINC,LCS

Grille Bracket (2)  
354060-001

Grille Bracket Gasket (2)  
354061-001

Screw (4)  
881-11110-08  
4 x 1/2  
FLT,PH,PB,BLK, ZINC,LCS

# DP3 AMPLIFIER ASSEMBLY REFERENCE

## AMPLIFIER ASSEMBLY 354344-001

### Amplifier Assemblies

#### DP3

Note: Amplifier assembly includes the input module.

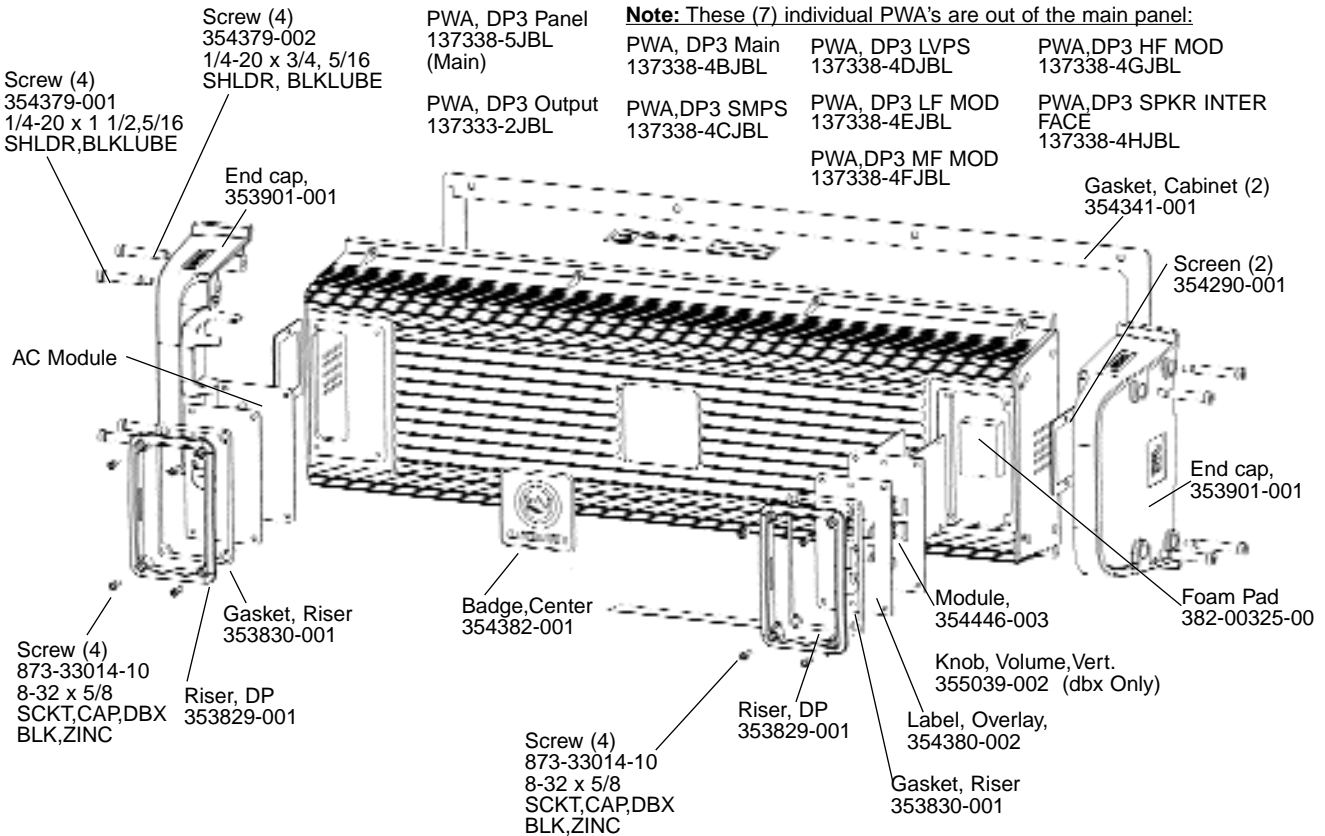
Part No.	Description
<a href="#">354344-001</a>	<a href="#">Amplifier Assembly, Base Model, VT-Series</a>
<a href="#">354344-002X</a>	<a href="#">Amplifier Assembly, VT4888DP</a>
<a href="#">354344-003X</a>	<a href="#">Amplifier Assembly, VT4882DP</a>
<a href="#">354344-004X</a>	<a href="#">Amplifier Assembly, VT4882DP-AN</a>
<a href="#">354344-005X</a>	<a href="#">Amplifier Assembly, VT4882DP-CN</a>
<a href="#">354344-007X</a>	<a href="#">Amplifier Assembly, VT4888DP-AN</a>
<a href="#">354344-008X</a>	<a href="#">Amplifier Assembly, VT4888DP-CN</a>
<a href="#">354344-010X</a>	<a href="#">Amplifier Assembly, VT4880ADP</a>
<a href="#">354344-011X</a>	<a href="#">Amplifier Assembly, VT880ADP-AN</a>
<a href="#">354344-012X</a>	<a href="#">Amplifier Assembly, VT4880ADP-CN</a>
<a href="#">354344-014X</a>	<a href="#">Amplifier Assembly, VT4889ADP</a>
<a href="#">354344-015X</a>	<a href="#">Amplifier Assembly, VT4889ADP-AN</a>
<a href="#">354344-016X</a>	<a href="#">Amplifier Assembly, VT4889ADP-CN</a>
<a href="#">354344-017X</a>	<a href="#">Amplifier Assembly, VT4889ADP-DA</a>
<a href="#">354344-006X</a>	<a href="#">Amplifier Assembly, VT4882DP-DA</a>
<a href="#">354344-009X</a>	<a href="#">Amplifier Assembly, VT4888DP-DA</a>
<a href="#">354344-013X</a>	<a href="#">Amplifier Assembly, VT4880ADP-DA</a>

### Input Modules

Note: If ordering an input module you must order 1 of the tuning files below depending on the system model number.

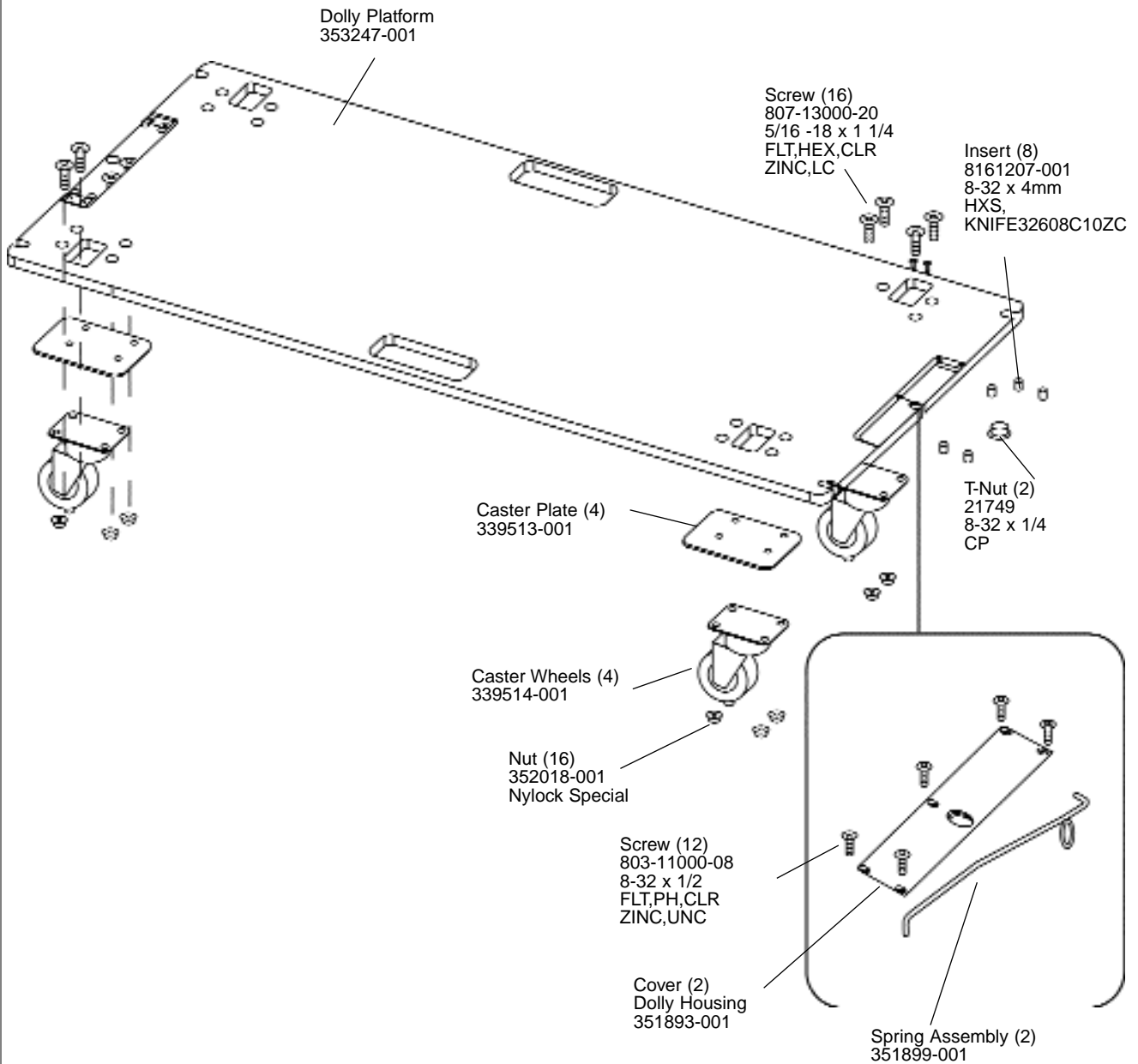
	DP-dbx 361541-001X	DP-AN 361092-001X	DP-CN 361093-001X	DP-DA 444668-001X
Model Numbers				
Tuning File Part Numbers				
VT4888DP	<a href="#">355059-001</a>	<a href="#">361885-001</a>	<a href="#">361886-001</a>	<a href="#">444729-001</a>
VT4882DP	<a href="#">361282-001</a>	<a href="#">361887-001</a>	<a href="#">361888-001</a>	<a href="#">444728-001</a>
VT4889ADP	<a href="#">365137-001</a>	<a href="#">365113-001</a>	<a href="#">365136-001</a>	<a href="#">444731-001</a>
VT4880ADP	<a href="#">365139-001</a>	<a href="#">365114-001</a>	<a href="#">365138-001</a>	<a href="#">444730-001</a>

DP3 AMPLIFIER ASSEMBLY REFERENCE



# JBL VT4882DP-ACC

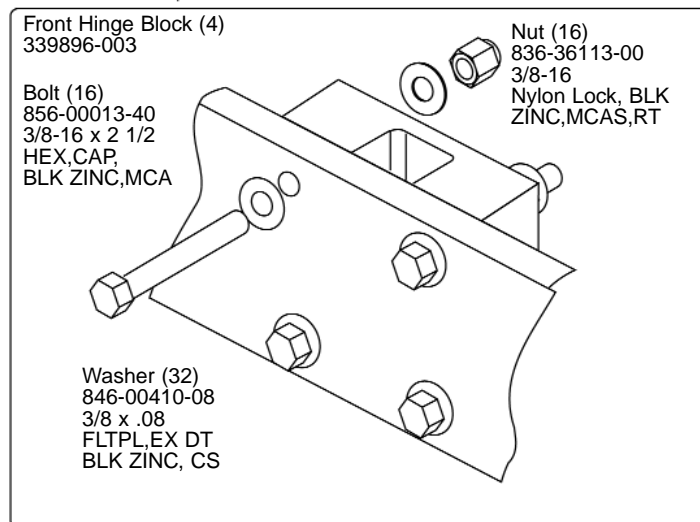
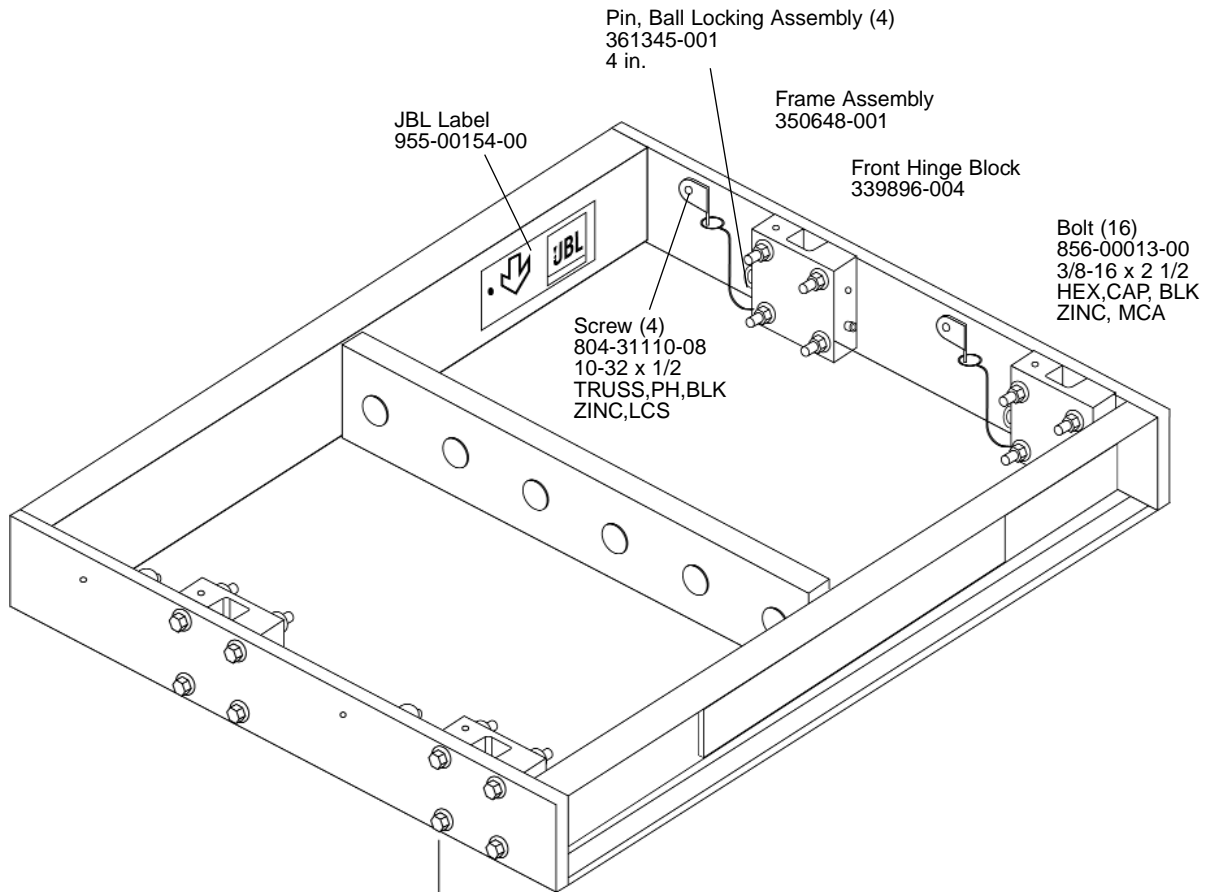
## DOLLY ASSEMBLY 353245-001



JBL VT4882DP-ACC

# JBL VT4888-SF

## ARRAY FRAME ASSEMBLY



# JBL VT4888-AF

## ARRAY FRAME ASSEMBLY

