

Technical Manual



JBL VT4881A

SPECIFICATIONS

ACOUSTIC & ELECTRICAL SPECIFICATIONS:

- Nominal Impedance: 8 ohms
- Input Power Rating: 600 Continuous Pink Noise
- Frequency Response: 34 Hz-125 Hz (± 10 dB)
- Frequency Range: 25 Hz-125 Hz (± 3 dB)
- Sensitivity: 91dB, 2.83 Vrms. @ 1m
- Max Peak Output: 136 dB @ 1m (half-space, grounded)
130 dB @ 1m (free-space, suspended)
- Recommended Signal Processing: dbx 4800[®], Crown[®] I-Tech, BSS FDS-366, and other Digital System Controllers supported.
- Crossover Frequency: 125 Hz

SYSTEMS COMPONENTS:

- Grille: 354690-001
- Low Frequency Transducer: 2269H, 460 mm (18 in.) 100 mm (4 in.) Dual Coil, Neodymium Differential Drive[®], Direct Cooled[™]
- DC Resistance: 2.7 ohms

AURAL SWEEP TEST SPECIFICATIONS:

- A. System Aural Sweep Test: 7.0V Input, 20 Hz to 1 kHz
- B. LF. Aural Sweep Test: 10.0V Input, 10 Hz to 300 Hz

PHYSICAL SPECIFICATIONS:

- Enclosure Dimensions: 787 mm x 569 mm x 654 mm (31 in. x 22.4 in. x 25.8 in.) (W x H x D)
- Net Weight: 111 lbs. (50.4 kg)
- Shipping Weight: 132 lbs. (59.9 kg)

WARRANTY INFORMATION:

- Refer to Warranty Statement packed with each product.

PACKAGE

Warranty 59660
Specification Sheet 360855-001

Filler (2)
351866-001

Microfoam (8) 49790P

Carton 351865-001

VT4881A-ACC

Dolly Assembly 350434-003

Carton 350531-001

Filler,(2) Bottom 350532-001

Filler,Top (2) 351391-001

Soft Cover 361340-001

JBL VT4887-AF

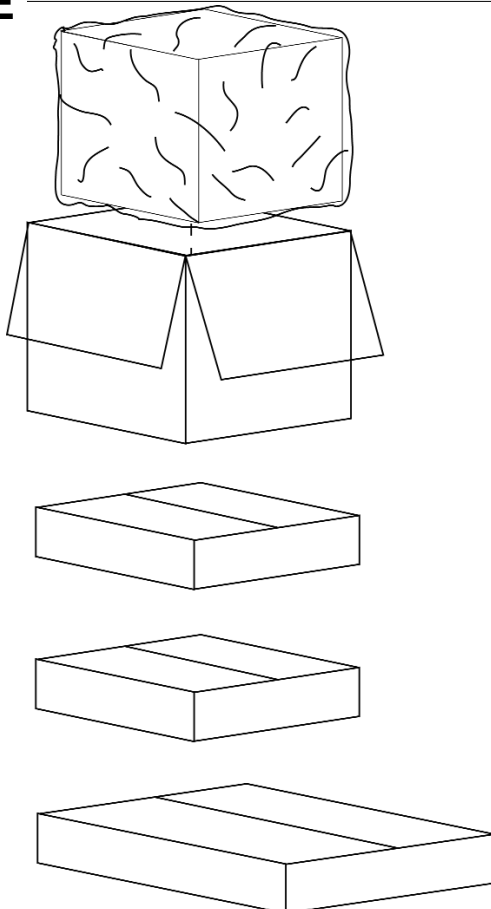
Carton 350712-001

Filler, (2) 350713-001

Owner's Manual 350485-001

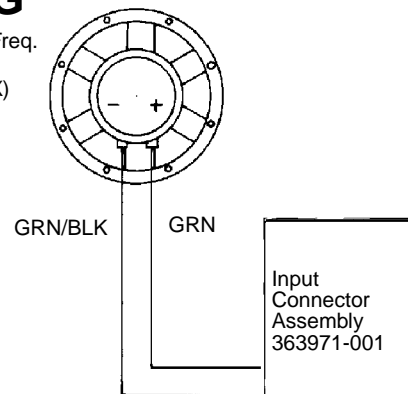
JBL VT4887-SF

Carton 350487-001 Filler (2) 350486-001 Owner's Manual 350485-001

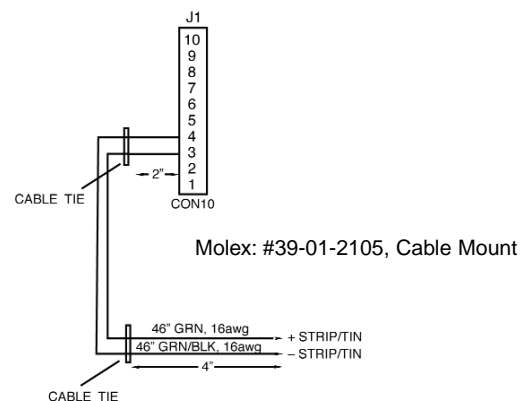


WIRING

Driver, Low Freq.
2269H
(354096-001X)
Cone Repl
C8R2269



SCHEMATIC: 362309-001
Wiring Harness

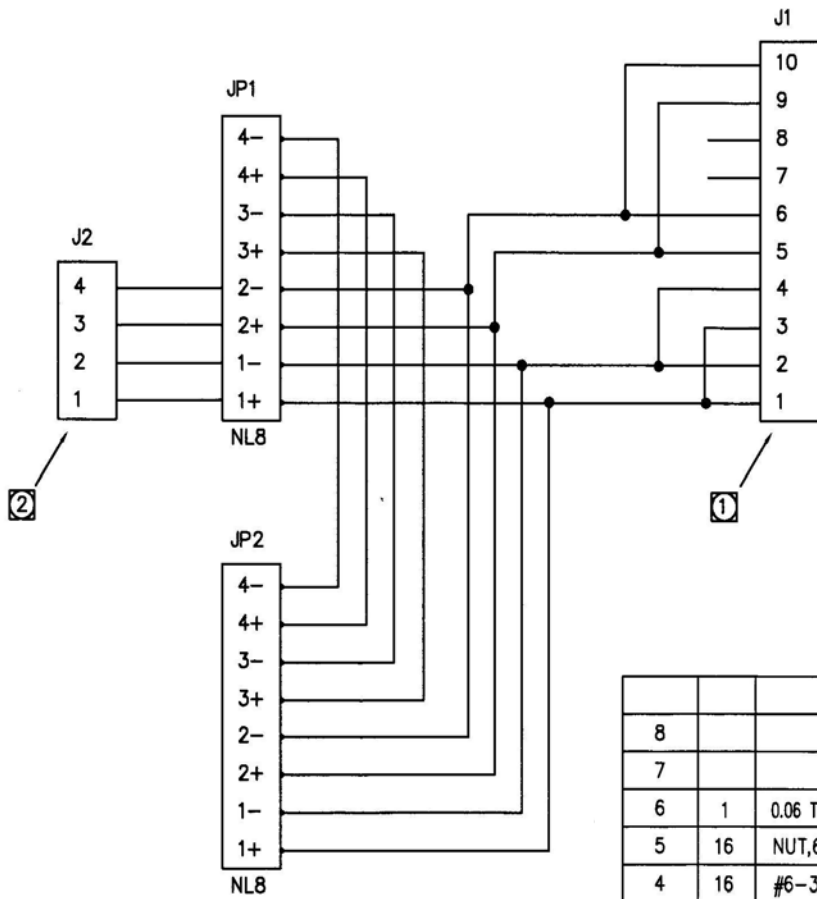


JBL VT4881A REV F

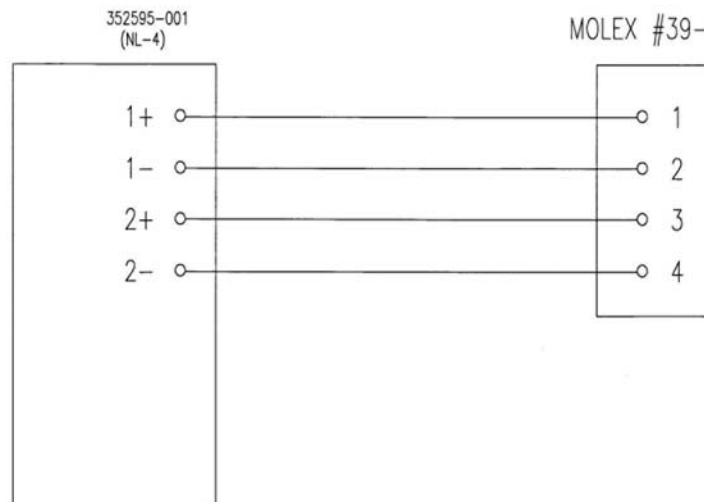
JBL VT4881A

SCHEMATIC DIAGRAM

Connector Assembly Diagram P/N 363968

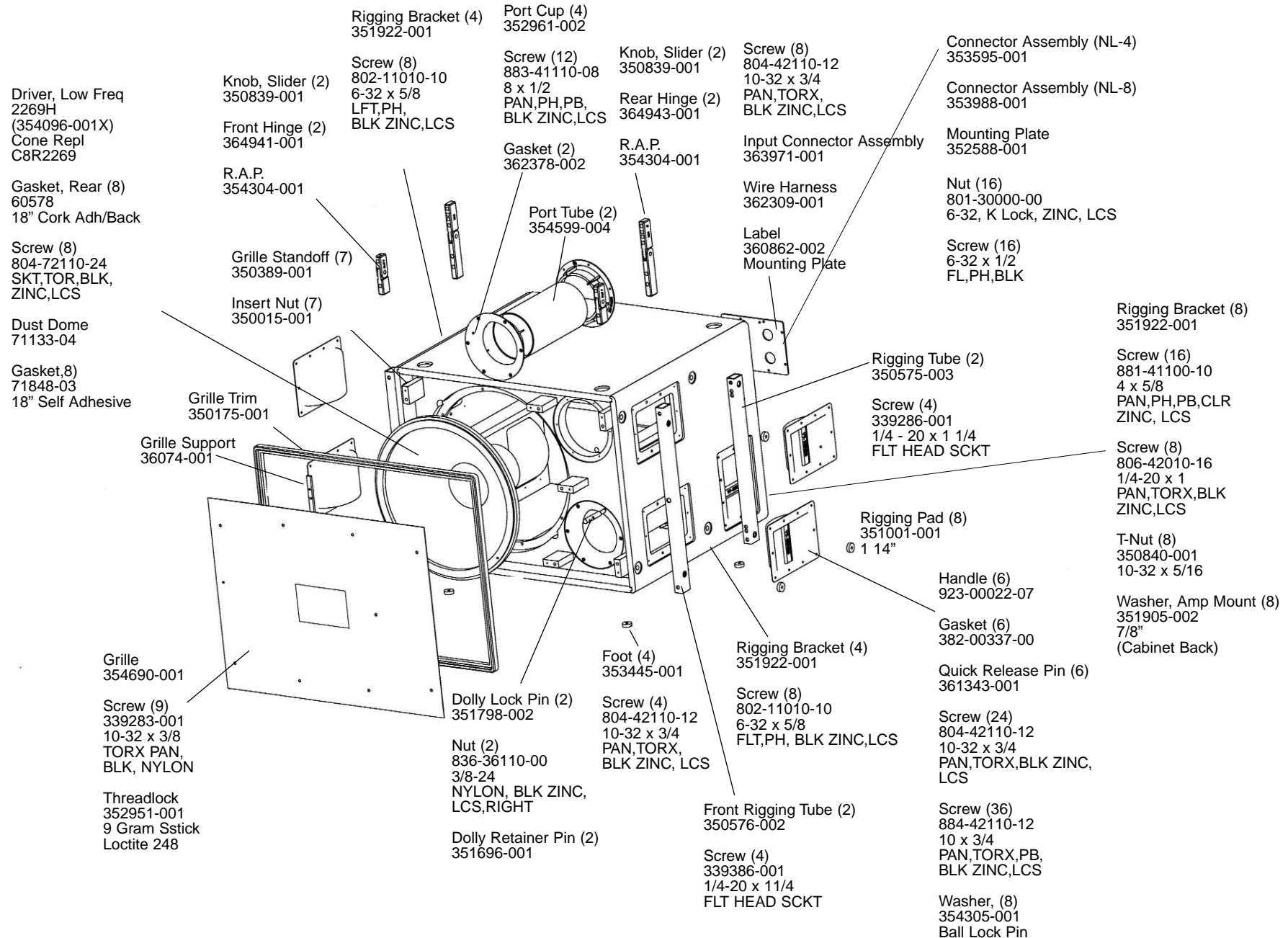


8			
7			
6	1	0.06 THK NEOPRENE FOAM GASKET W/PSA	
5	16	NUT,6-32, K LOCK, ZINC, LCS	801-30000-00
4	16	#6-32 X 1/2, FL, PH, BLK	702-11010-08
3	1	PCB ASSY, NL-4	352595-001
2	1	INPUT PCB, NL-8	363968-001
1	1	MOUNTING PLATE, VT48XX	352588-001
ITEM #	QTY	DESCRIPTION	P/N REF



JBL VT4881A

COMPONENT EXPLODED VIEW



JBL VT4881A-ACC

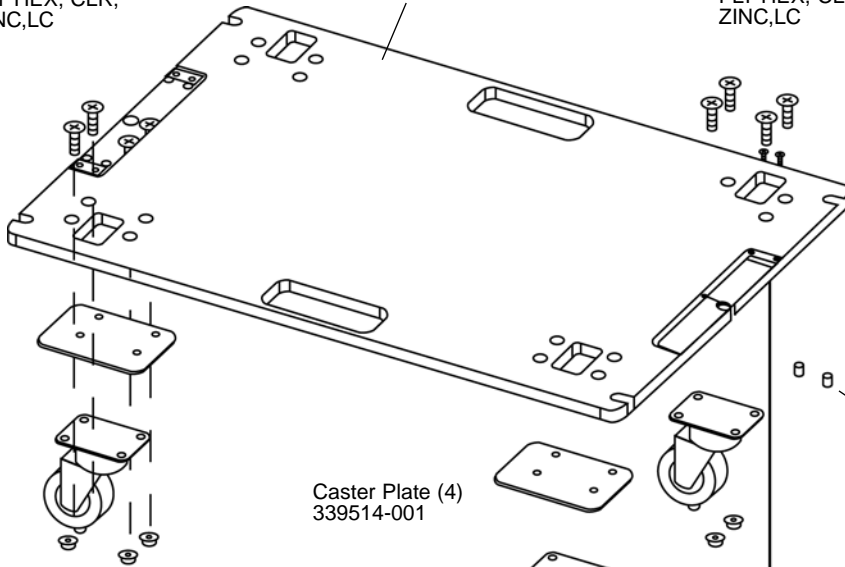
DOLLY ASSEMBLY

350434-003

Screw (8)
807-13000-20
5/16-18 x 1-1/4
FLT HEX, CLR,
ZINC,LC

Dolly Platform
351895-002
(w/c'sink holes)

Screw (8)
807-13000-20
5/16-18 x 1-1/4
FLT HEX, CLR
ZINC,LC



T-Nut (2)
21749
8-32 x 1/4
CP

Insert (10)
8161207-001
8-32 x 4MM
HXS,KNIFE32608C10ZC

Caster Plate (4)
339514-001

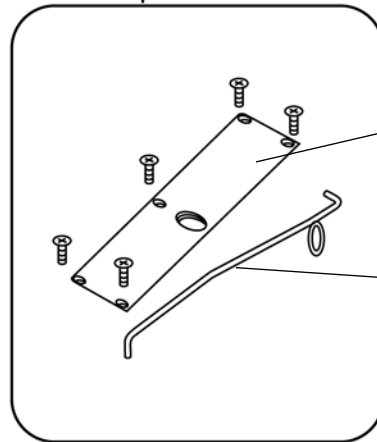
Caster Wheels (4)
339513-001

Nut (16)
352018-001
Nylock Special

Screw (12)
803-11000-08
8-32 x 1/2
FLT,PH,CLR,
ZINC,UNC

Cover,Dolly Housing (2)
351893-001

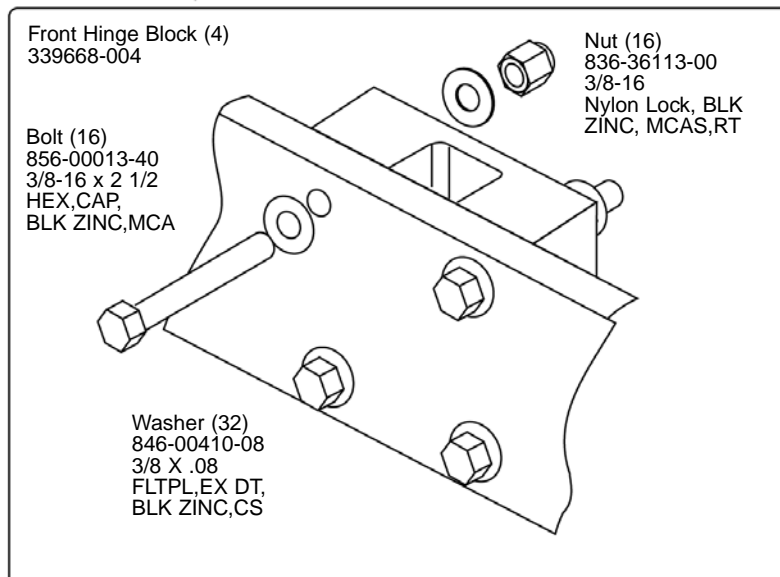
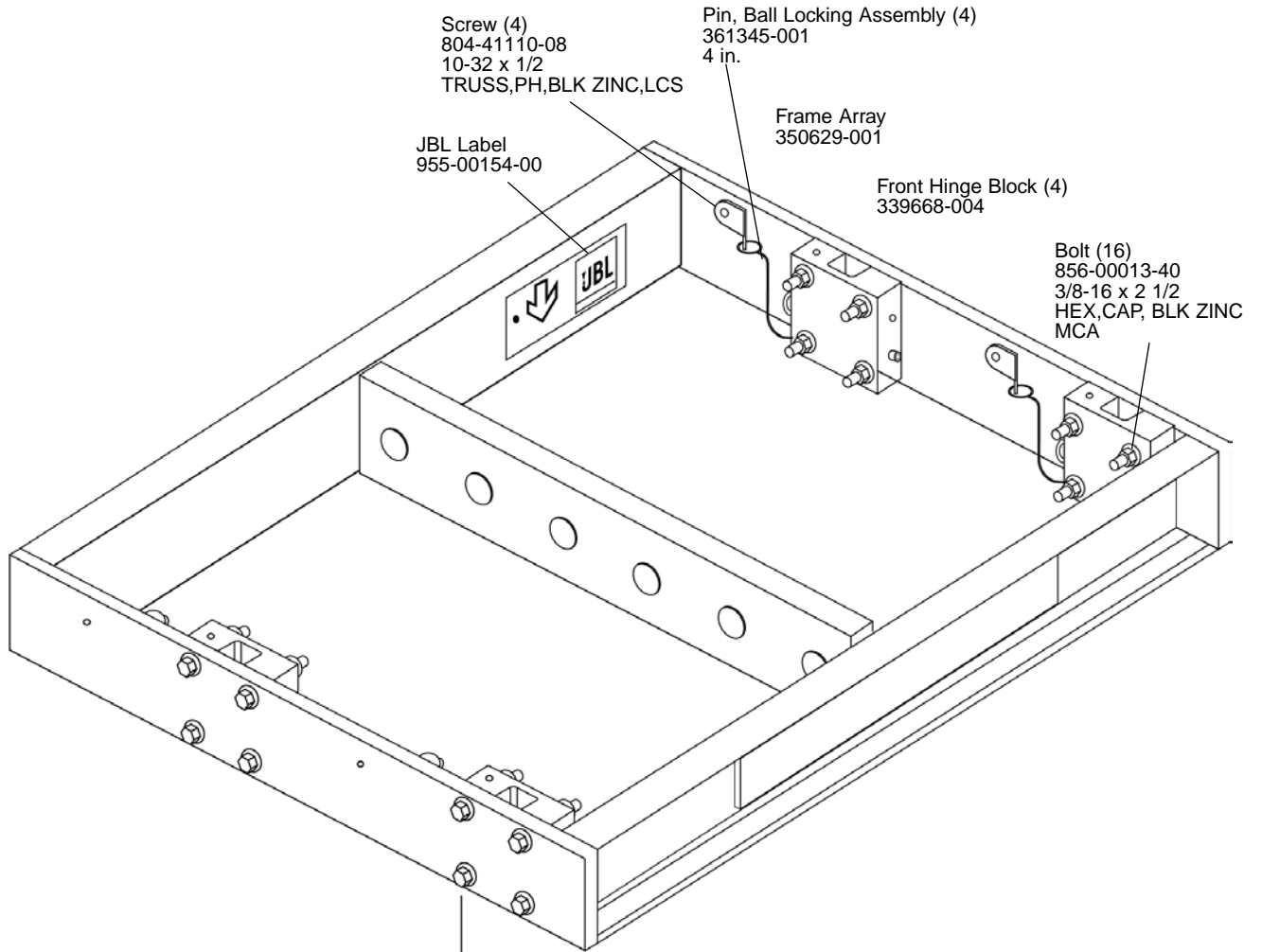
Spring Assembly (2)
351899-001



JBL VT4881A-ACC

JBL VT4887-SF

ARRAY FRAME ASSEMBLY



JBL VT4887-SF

JBL VT4887-AF

ARRAY FRAME ASSEMBLY

