

Technical Manual

JBL VRX928LA



SPECIFICATIONS

ACOUSTIC & ELECTRICAL SPECIFICATIONS:

- Nominal Impedance: 8 Ohms
- Power Capacity: Continuous / Program / Peak
400W / 800W / 1600W
Bi-amp LF: 800W / 1600W / 3200W
Bi-amp HF: 75W / 150W / 300W
- Frequency Range: 70 Hz – 20 kHz (-10 dB)
- Maximum SPL: 122 dB SPL peak (passive)
LF: 122 dB(bi-amp); HF: 128 dB (bi-amp)
- System Sensitivity: 90 dB SPL
LF: 90 dB (bi-amp); HF: 108 dB (bi-amp)
- Crossover Freq: 2.0 kHz

SYSTEM COMPONENTS:

- Cabinet: Enclosure (Not For Sale)
- Grille: 352282-001
- Low Frequency Transducer: 2168H-1, 200 mm (8 in) Differential Drive
- DC Resistance: 5.1 ohms ± 10%

SYSTEM COMPONENTS: (CONT'D)

- High Frequency Transducer: 2 2414H, 25 mm (1 in) voice coil, Neodymium Compression Driver
- DC Resistance: 3.60 ohms ± 0.2
- Crossover Network: 363601-001

AURAL SWEEP TEST SPECIFICATIONS:

- A. System Aural Sweep Test: 7V Input, 20 Hz to 20 kHz
- B. L.F. Aural Sweep Test: 16.7V Input, 50 Hz to 500 Hz
- C. H.F. Aural Sweep Test: 0.75V Input, 500 Hz to 1.5 kHz

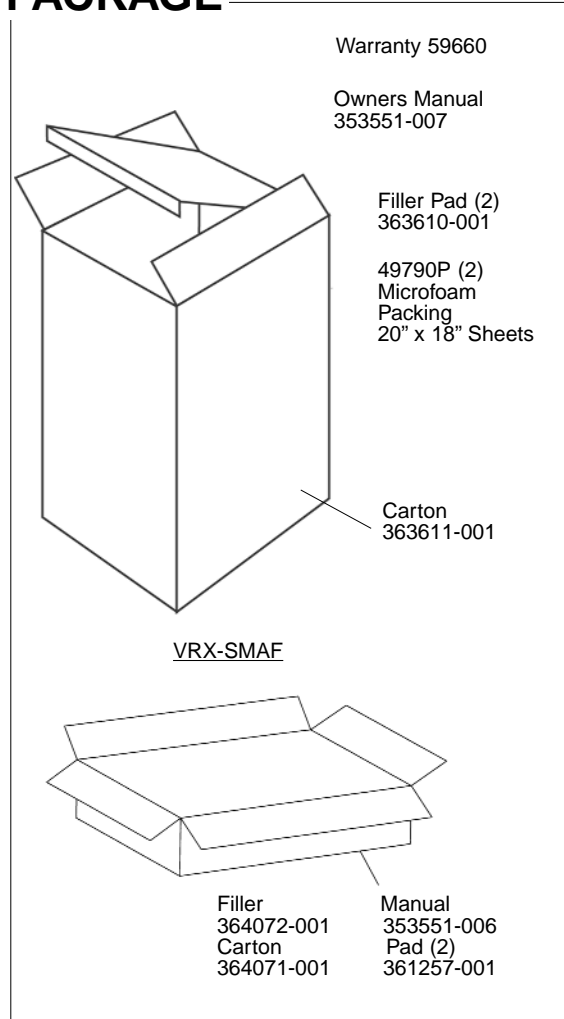
PHYSICAL SPECIFICATIONS:

- Enclosure Dimensions: 230 x 420 x 270 mm D
(9.0 x 16.5 x 10.5 in. D)
- Net Weight: 28 lb (12.7 kg.)

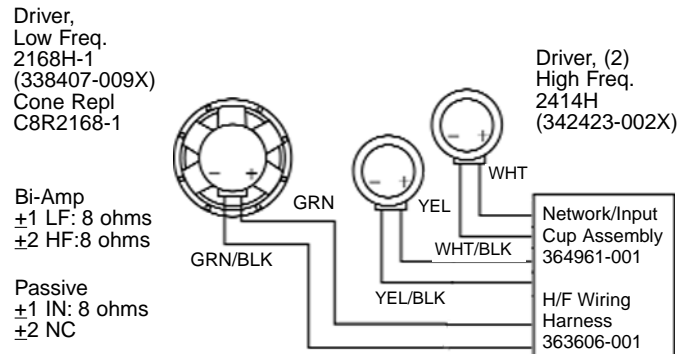
WARRANTY INFORMATION:

- Refer to Warranty Statement packed with each product.

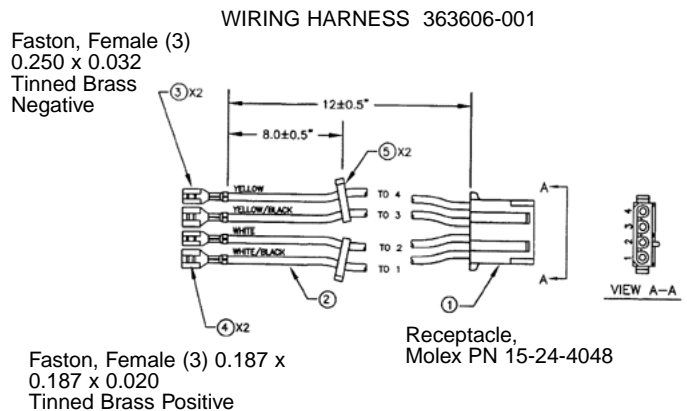
PACKAGE



WIRING DIAGRAM

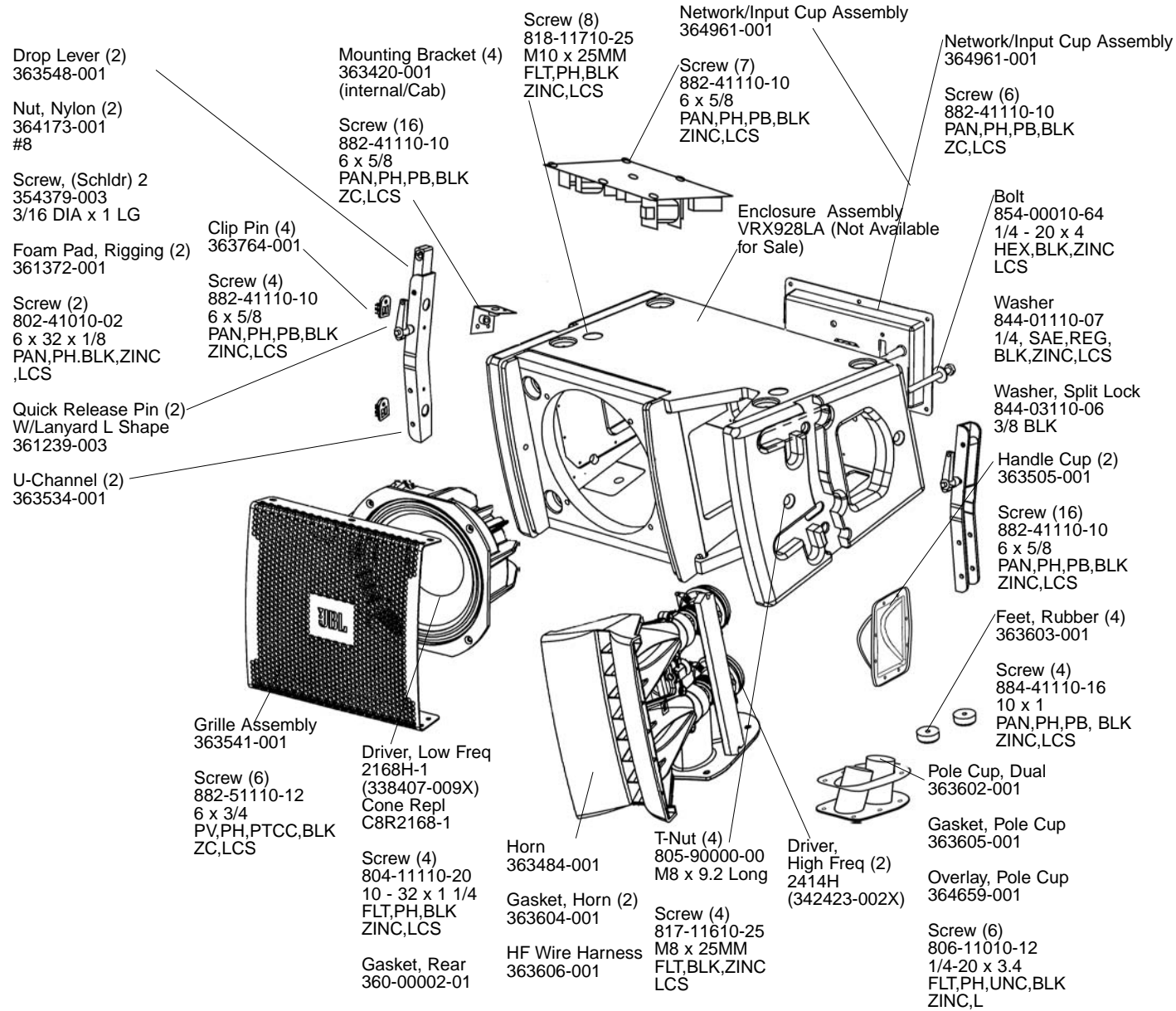


SEE NETWORK SCHEMATIC PAGE - 364961-001



JBL VRX928LA

COMPONENT EXPLODED VIEW

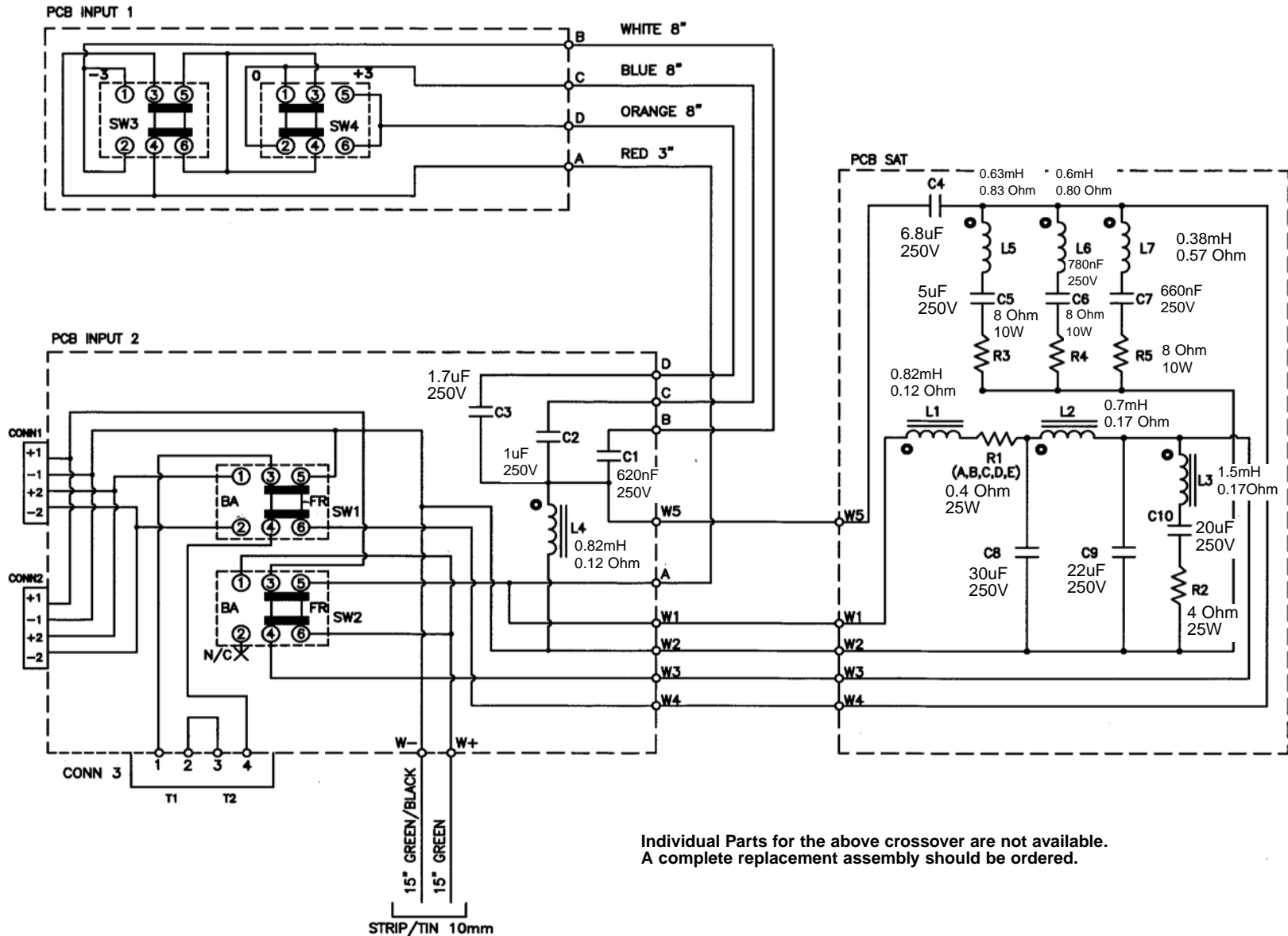


JBL VRX928LA

JBL VRX928LA

SCHEMATIC 364961-001

SCHEMATIC



Individual Parts for the above crossover are not available.
A complete replacement assembly should be ordered.

JBL VRX928LA

JBL VRX-SMAF

ARRAY FRAME ASSEMBLY

