

Technical Manual



JBL VP7210/95DP

SPECIFICATIONS

ACOUSTICAL & ELECTRICAL SPECIFICATIONS:

- Frequency Response: 80 Hz - 20 kHz (± 3 dB)
- Frequency Range: 50 Hz - 20 kHz (-10 dB)
- Maximum Peak Output: 132 dB SPL 1m
- Coverage Pattern: 90° x 50° rotatable waveguide
- Directivity Factor (Q): 10
- Directivity Index (DL): 10 dB

TRANSDUCER SECTION:

- Cabinet: Enclosure (Not for Sale)
- Grille: 362983-001
- Low Frequency Driver: 2261FF, 254mm (10 in) dia., 76mm (3 in) Dual Coil neodymium Differential Drive, Direct Cooled
- Bandpass Nominal Impedance: 2 x 2 ohms
- High Frequency Driver: 2452H-SL, 100mm (4 in) titanium damped diaphragm, 1.5 in exit,
- Bandpass Nominal Impedance: 8 Ohms

SYSTEM:

- DPC1 Internal Amplification Output (at nominal load): 1750W Peak, 875W Continuous
- DPC1 Output: 750 LF / 125 HF Watts (Continuous IEC shaped pink noise into rated load impedance)
- DPC1 Output Section: LF: Dual Bridge Technology, Class D
HF: Bridged Class D

SYSTEM CONT'D:

- Audio Input Connector: XLR with loop-through
- User Controls: 80 Hz Subwoofer High Pass Filter. Enable / Disable 0-16 dB input Attenuator w/ 32 precision 0.5 dB steps
- Signal Processing: DSP based, resident in Input Module
- System Management: DSP based limiters for mechanical and thermal protection
- AC Power Operating Range: 90-132 VAC / 216-264 VAC, 50/60 Hz
- AC Line Voltage: 50/60 Hz, Auto-Detect; 120V/240V (-15%, +10%)
- AC Input Connector: Neutrik PowerCon (NAC 3MPA)
- AC Look-thru: Neutrik PowerCon (NAC 3MPB)
- AC Current Requirement: 6A/system @ 120V, 3A/system @ 240V

AURAL SWEEP TEST SPECIFICATIONS:

- A. System Aural Sweep Test: 100mV Input, 20 Hz to 20 kHz
- B. L.F. Aural Sweep Test: 4.0V Input, 20 Hz to 1.2 kHz
- C. H.F. Aural Sweep Test: 2.5V Input, 300 Hz to 20 kHz

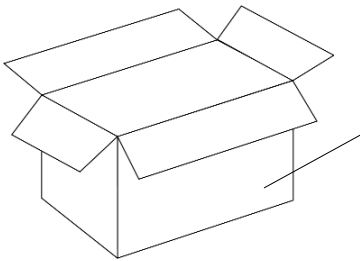
PHYSICAL SPECIFICATIONS:

- Enclosure Dimensions: 521 x 293 x 303 mm (Height x Width x Depth)
- Net Weight: 40.5 lb (18.4 kg)

WARRANTY INFORMATION:

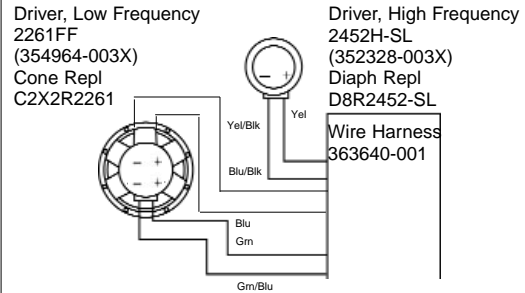
- Refer to Warranty Statement packed with each product.

PACKAGE

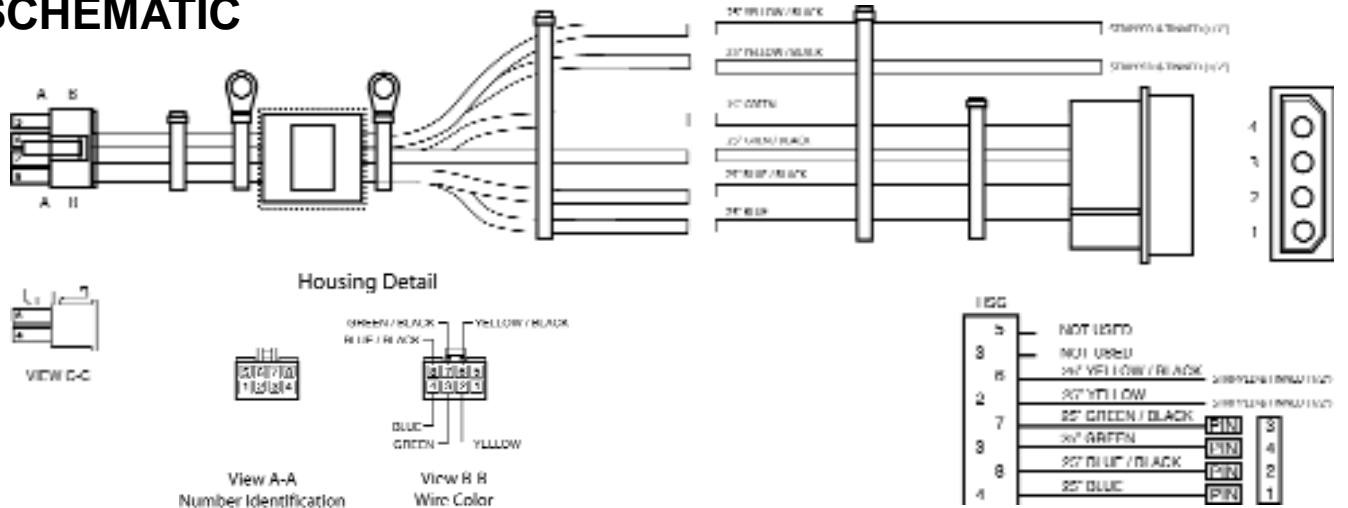


- Owners Manual 363642-001
- Package, Microfoam (4) 49790P
- Carton 363643-001
- Filler (2) 363641-001
- PKG, Microfoam (4) 49790P
- Tape (8) 65012-01
- Power Cord Assy Pack 355040 -002

WIRING DIAGRAM



SCHEMATIC



JBL VP7210/95DP REV H

JBL VP7210/95DP

COMPONENT EXPLODED VIEW

Screw (4)
705-90002-16
1/4-20 x 1
SKT SET, BLK

Washer (4)
845-00110-08
5/16 X .08
FLT PLREGBLK
ZINC, CS

Nut (4)
834-30010-00
1/2-20
KEPS, BLK ZINC,
LCS, RIGHT

Waveguide
364036-001

Gasket
363645-001
8 x 8

Screw (8)
804-41110-24
10-32 x 1 1/2
PAN, PH,
BLK ZINC, LCS



Grille
362983-001
Screw (4)
804-51110-40
10-32 x 2 1/2,
OVAL, PH, BLK
ZINC, LCS

Driver, Low Frequency
2261FF
(354964-003X)
Cone Repl
C2X2R2261
Gasket (4)
3363644-001
8"
Screw (4)
804-01110-16
10-32 x 1,
FIL, PH, BLK ZINC, LCS

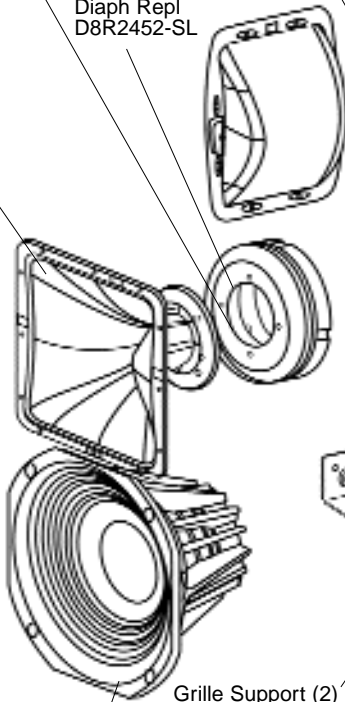
Dome
31385-08

Mounting Support (4)
381-00023-01

Screw (8)
883-41110-08
8 x 1/2,
PAN, PH, PB,
BLK ZINC, LCS

T-Nut (8)
61860
8-32 x 11/32

Driver, High Freq
2452H-SL
(352328-003X)
Diaph Repl
D8R2452-SL



Grille Support (2)
362640-001
Top / Bottom

T-Nut (4)
61861
10-32 x 7/16
Step Barrel,

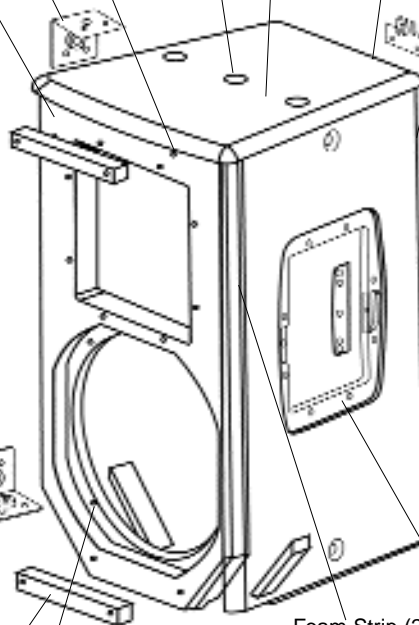
Bolt (10)
352051-001
M10 x 25MM,
HEX (BLK)

Mounting Bracket
338652.001
Flat Single M10

Screw (2)
883-41110-08
8 x 1/2
PAN,PH,PB,BLK
ZINC,LCS

T-Nut (12)
61861
10-32 x 7/16
Step Barrel

Enclosure Assembly
VP7210-95DP
(Not Available for Sale)



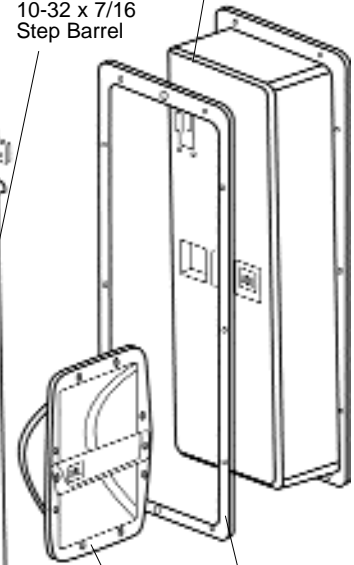
Foam Strip (2)
362944-005

Rear Mounting
Bracket (2)
363926-001

Screw (4)
883-41110-08
8 x 1/2,
PAN, PH, PB,
BLK ZINC, LCS

Screw (2)
816-13510-25
M6 x 25MM,
FL,SOC,BLK ZINC
LCS

T-Nut (10)
61861
10-32 x 7/16
Step Barrel



Amp Board
w/Modulator PCB
5009372

Input Board
5009376

Interface PCB
5009375

Screw (10)
804-51110-12
10-32 x 3/4
OVAL, PH, BLK
ZINC, LCS
Wire Harness
363640-001

Amplifier Trim
363560-001

Handle Assembly (2)
363366-001
Small

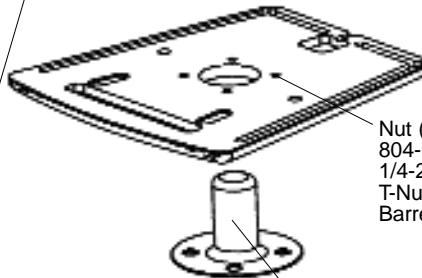
Screw (20)
803-51010-16
8-32 x 1
OVAL, PH
BLK ZINC, LCS

Handle Backing
Plate (4)
363614-001
Small
Screw (8)
883-11100-08
8 x 1/2
FLT, PH, PB,
CLR ZINC, LCS

Nut (4)
804-90003-00
1/4-20
T-Nut, Short
Barrel

Polemount
365645-001

Screw (4)
1/4-20 x 1
FLAT 100, PH,BLK
ZINC



JBL VP7210/95DP

AMPLIFIER ASSEMBLY 363679-002

