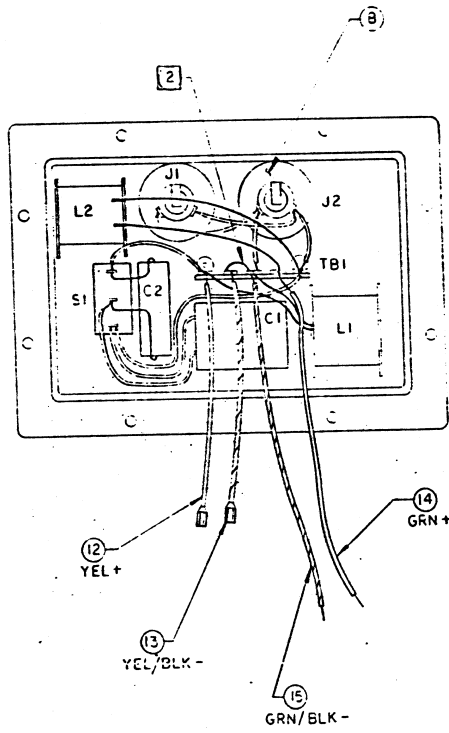
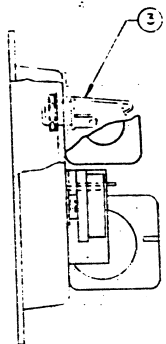
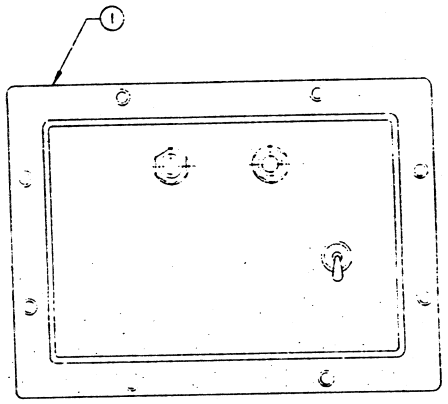
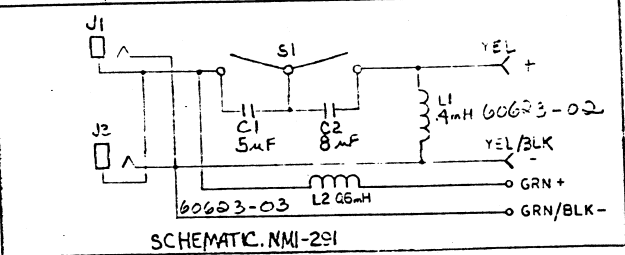


THESE DRAWINGS AND SPECIFICATIONS ARE THE PROPERTY OF JAMES B. LANSING SOUND, INC. THEY ARE ISSUED IN STRICT CONFIDENCE AND SHALL NOT BE REPRODUCED, COPIED OR USED AS THE BASIS FOR MANUFACTURE OR SALE OF APPARATUS WITHOUT WRITTEN PERMISSION.

REVISIONS					
CHG	LTR	DESCRIPTION	DRFT	CHK DATE	APPR
1704	A	REL P/R P210	BA		6/9
2254	B	60623-02 WAS 5715	SP		
BOTH	C	60623-03 WAS 5716	BA		
5550	D	65624 WAS 61761	SM		



NMI-634

ITEM	PART NO.	DESCRIPTION	QTY	REMARKS
16	60623-03	INDUCTOR 0.6mH	1	L2
15	56649	WIRE, 18 AWG GRN/BLK	1.5	FT
14	56616	WIRE, 18 AWG GRN	1.5	FT
13	57173-34	WIRE, 18 AWG YEL/BLK	2.5	FT
12	57173-33	WIRE, 18 AWG YEL	2.5	FT
11	54610	WIRE, BLACK	1.3	FT
10	204365	SOLDER	.005	
9	65684	ADHESIVE	-	.0365
8	65402	WASHER, STEEL	2	
7	65569	SWITCH, SPDT "CENTER OFF"	1	S1
6	62712-05R0	CAPACITOR, 5µF	1	C1
5	60623-02	INDUCTOR, 0.4 mH	1	L1
4	60910-08R0	CAPACITOR, 8µF	1	C2
3	63394	PHONE JACK	2	J1, J2
2	53498	TERMINAL STRIP ST	1	TR
1	65568	NETWORK COVER	1	

3. ALL CONNECTIONS UNLESS OTHERWISE SPECIFIED ARE TO BE MADE WITH ITEM 11.
2. USE COMPONENT LEAD TO CONNECT TERMINAL LUG.
1. BOND ITEMS 2, 3, 5, 6, 16 TO ITEM 1; USING ITEM 9.

NOTES: (UNLESS OTHERWISE SPECIFIED)

BILL OF MATERIAL			
UNLESS OTHERWISE SPECIFIED DIMENSIONS ARE IN INCHES DECIMAL FRACTIONS TOLERANCES (UNLESS OTHERWISE SPECIFIED) HOLE ± .005 INCH SHAFT ± .004 INCH R.D. ± .002 INCH FRACTIONAL DIMENSIONS: 1/32	MATERIAL <b>NOTED</b>	DATE 6/11/54	DESIGNED BY JAMES B. LANSING SOUND, INC. A Hammar International Company Northridge, California 91320 U.S.A.
SCALE 1/1	MODEL USED ON	DATE 6/11/54	DRAWN BY D
DO NOT SCALE DRAWING		SCALE 1/1	REV D