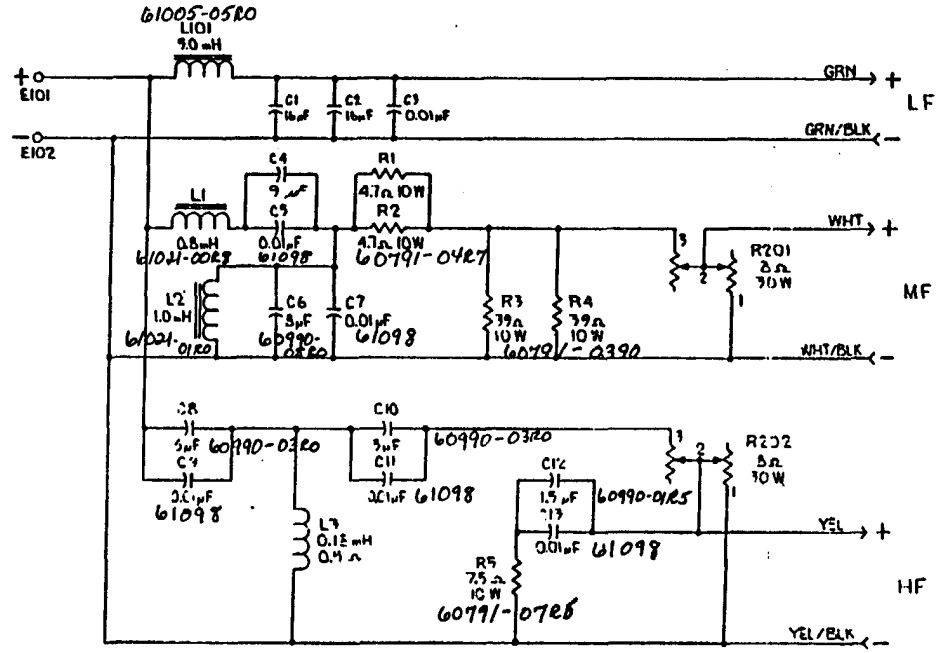
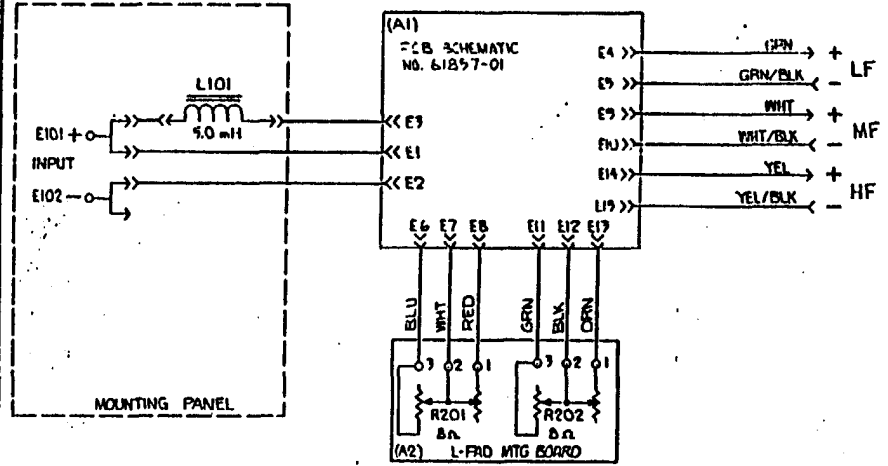
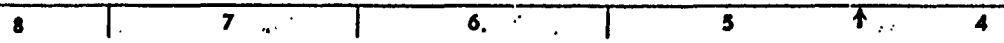


REVISIONS						
CHG	NO	DESCRIPTION	DATE	CHK	DATE	APP
1	A	MPX P.N. # 1	2.1	WJ		1.1
2	B	REL FOR PRODUCTION	11.28	WJ	11.28	DES. WJ



NOTES:

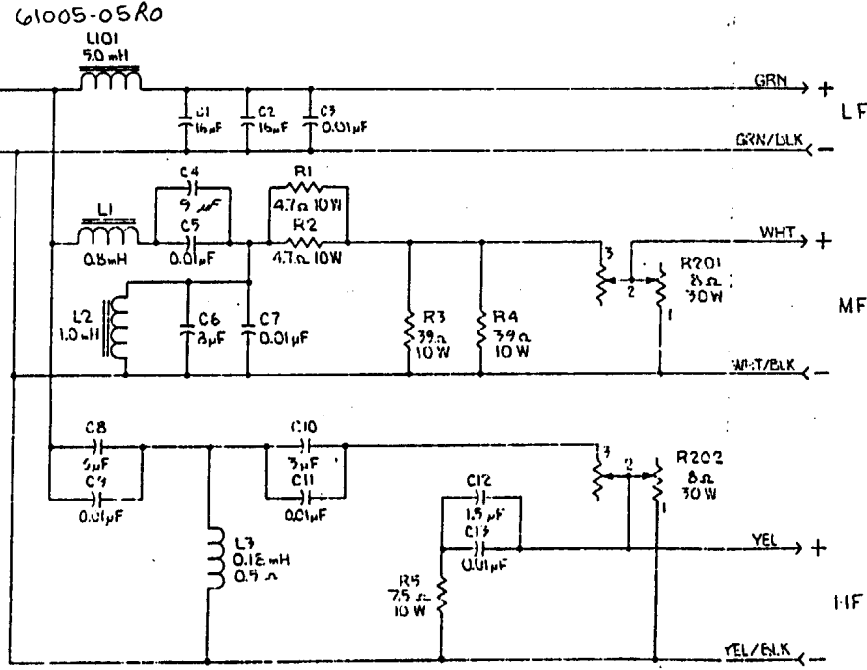
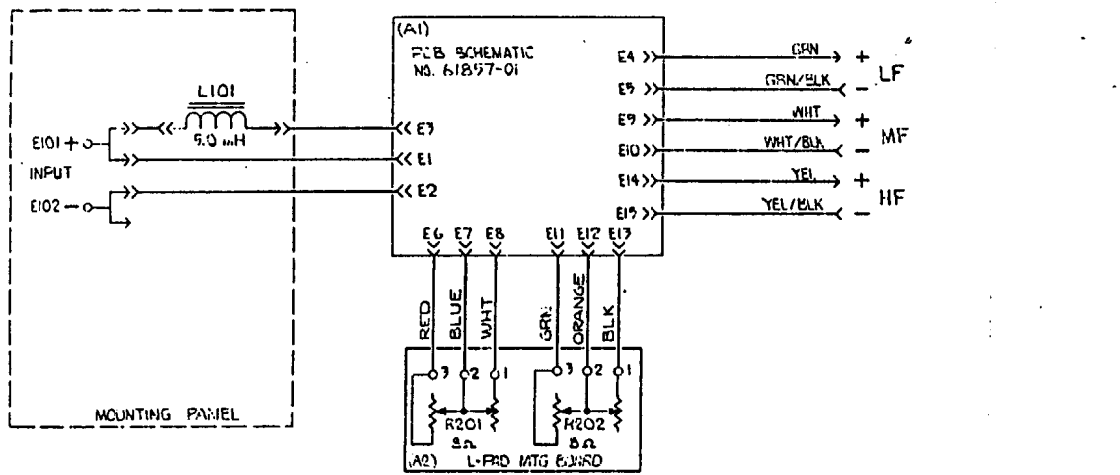


ITEM	PART NO.	DESCRIPTION	QTY	REMARKS
BILL OF MATERIAL				
<small>           ALL DIMENSIONS UNLESS OTHERWISE SPECIFIED ARE IN MILLIMETERS (1 INCH = 25.4 MILLIMETERS).            TOLERANCES UNLESS OTHERWISE SPECIFIED:            DIMENSIONS IN MILLIMETERS: 0.25, 0.50, 1.00, 2.00, 5.00, 10.00, 20.00, 50.00, 100.00            DIMENSIONS IN INCHES: 0.005, 0.010, 0.020, 0.050, 0.100, 0.200, 0.500, 1.000         </small>				
		SCHEMATIC, 3109		
		A1 61876-01		B

3109  
pg 1 of 2

THIS APPROVAL AND TESTING IS FOR THE PART OF THE PARTS LISTING SHOWN ON THIS DRAWING. IT DOES NOT COVER THE PARTS LISTING OR THE PARTS LISTING AS A WHOLE. IT IS THE BUYER'S RESPONSIBILITY TO OBTAIN THE NECESSARY PERMISSIONS FROM THE MANUFACTURER OF THE PARTS LISTING BEFORE REPRODUCTION.

REVISIONS						
CHG	LTR	DESCRIPTION	DRFT	CHK	DATE	APPR
A		REVISED				
M		REL FOR PRODUCTION				
C		REVISED WIRE COLORS				



NOTES:

ITEM	PART NO.	DESCRIPTION	QTY	REMARKS
BILL OF MATERIAL				
<p>ALL DIMENSIONS ARE IN MILLIMETERS UNLESS OTHERWISE SPECIFIED.</p> <p>TOLERANCES UNLESS OTHERWISE SPECIFIED:</p> <p>ANGLES ±0.5°</p> <p>ASSEMBLY: SEE DRAWING FOR DIMENSIONS AND TOLERANCES.</p> <p>DATE: 11/11/50</p> <p>BY: JAMES S. BLANKENHORN</p> <p>APPROVED: JAMES S. BLANKENHORN</p> <p>SCHEMATIC, 3109</p> <p>A1 61857-01 C</p>				

N3109

61857-01