

# Technical Manual

# JBL MS112/WH

## SPECIFICATIONS



### ACOUSTIC & ELECTRICAL SPECIFICATIONS:

- Nominal Impedance: 8 ohm
- Power Capacity: 300W IEC: 1200W Peak
- Frequency Range: 55 Hz – 18 kHz (–10dB)
- Sensitivity: 98 dB SPL, 1 Watt @ 1 Meter
- Crossover Frequency: 1.6 kHz

### SYSTEM COMPONENTS:

- Cabinet: (Not For Sale)
- Grille: 128-00353-65, 128-00353-00 (Wh)
- Low Frequency Transducer: 300mm (12 in.) Dome Transducer (M222-8)  
DC Resistance: 4.2 ohm ± 10%
- High Frequency Transducer: 25mm (1 in.) Titanium Diaphragm (2418H) 315436-001X  
DC Resistance: 3.2 ohm ± 8%

### SYSTEM COMPONENTS: (cont'd)

- Crossover Network 129-20034-00

### AURAL SWEEP TEST SPECIFICATIONS:

- A. System Aural Sweep Test: 7.0V Input, 20 Hz to 20 kHz
- B. L.F. Aural Sweep Test: 7.0V Input, 20 Hz to 1.2 kHz
- C. H.F. Aural Sweep Test: 2.83V Input, 550 Hz to 20 kHz

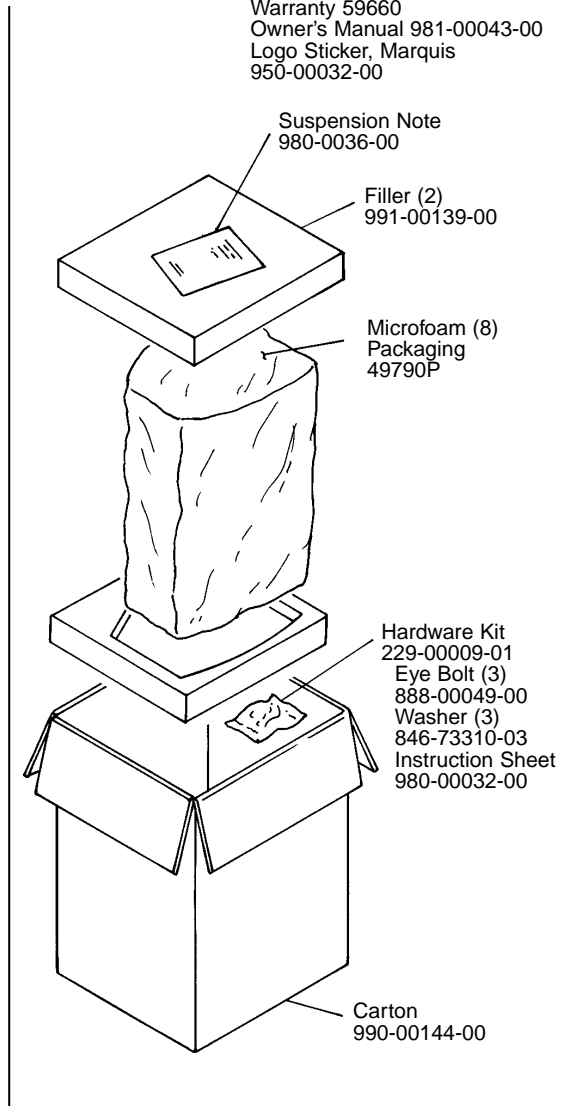
### PHYSICAL SPECIFICATIONS:

- Enclosure Dimensions: 586mm x 387mm x 403mm D (23.05 x 15.25 x 15.87 in. D)
- Net Weight: 50 lbs. (22.7 kg.)

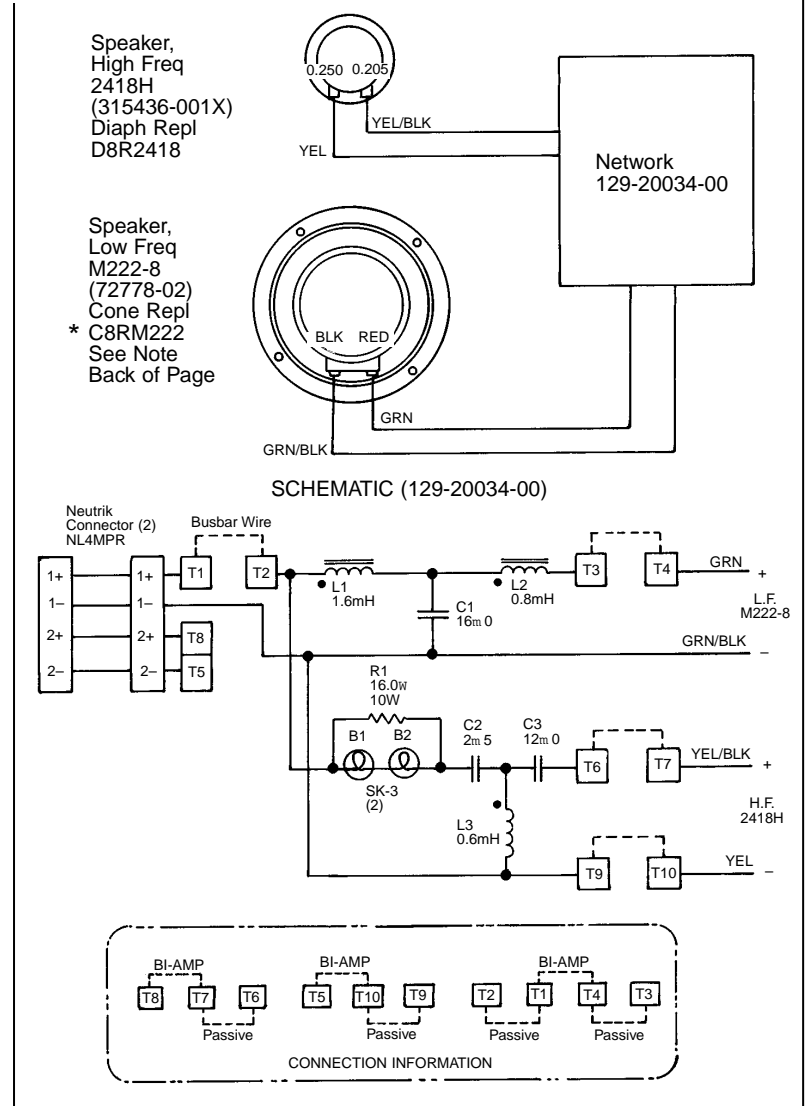
### WARRANTY INFORMATION:

- Refer to Warranty Statement packed with each product.

## PACKAGE



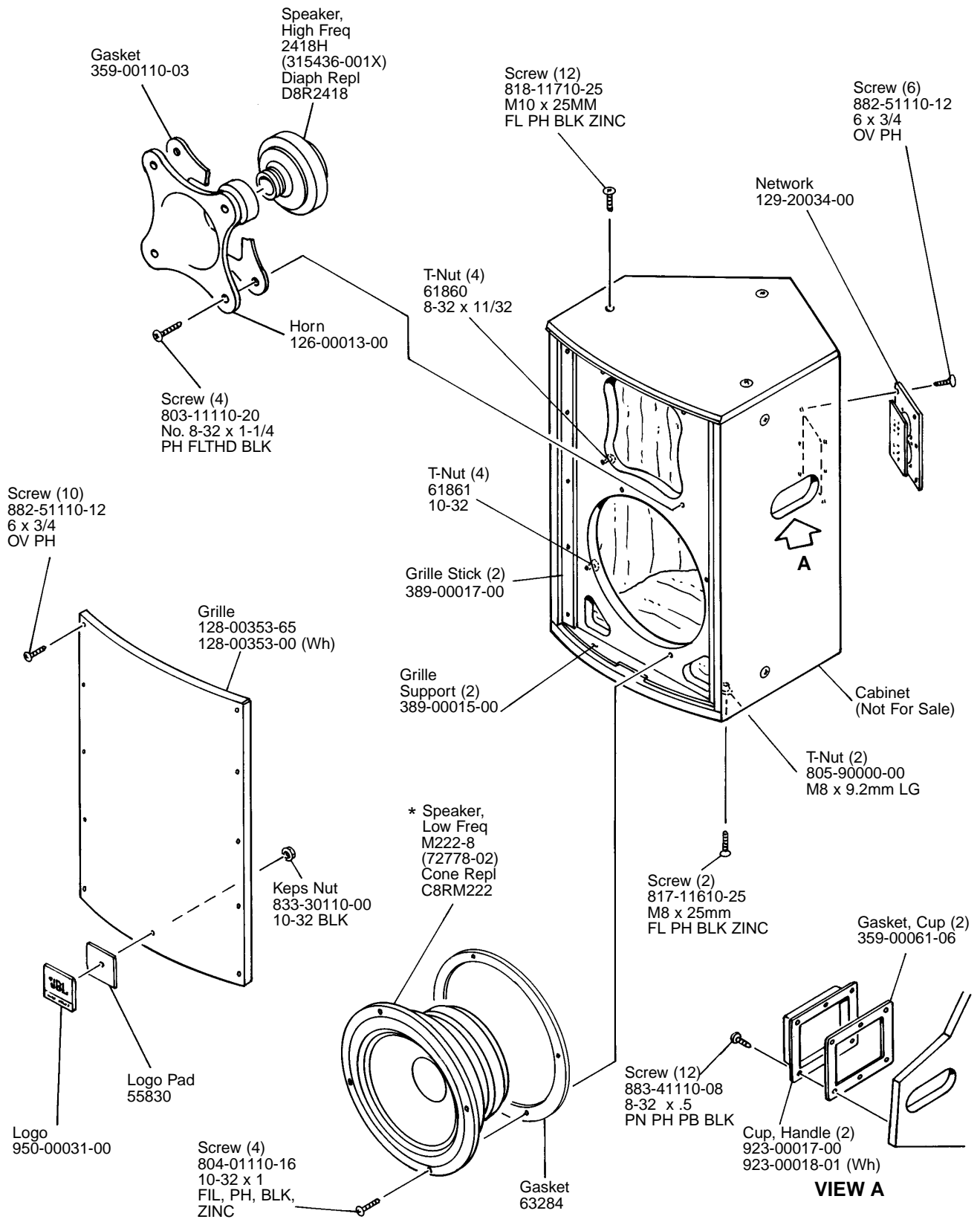
## WIRING DIAGRAM



JBL MS112/WH REV N

# JBL MS112/WH

## COMPONENT EXPLODED VIEW



NOTE: BLACK DURAFLEX REPAIR KIT 30052  
 WHITE DURAFLEX REPAIR KIT 30053

\* Treated Cones:  
 Install Sheet 980-00037-00  
 WR-2 (2 oz)  
 WR-16 (16 oz)

JBL MS112/WH