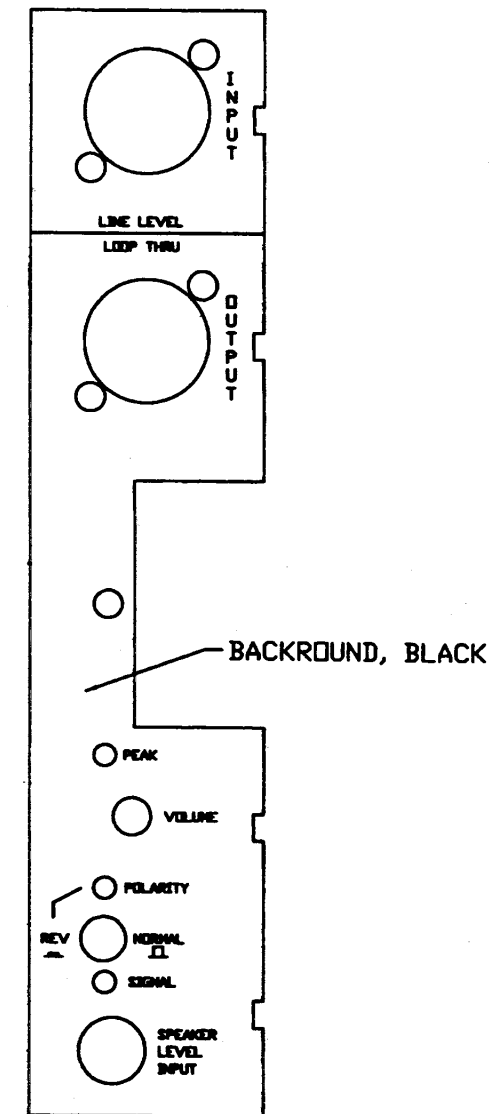
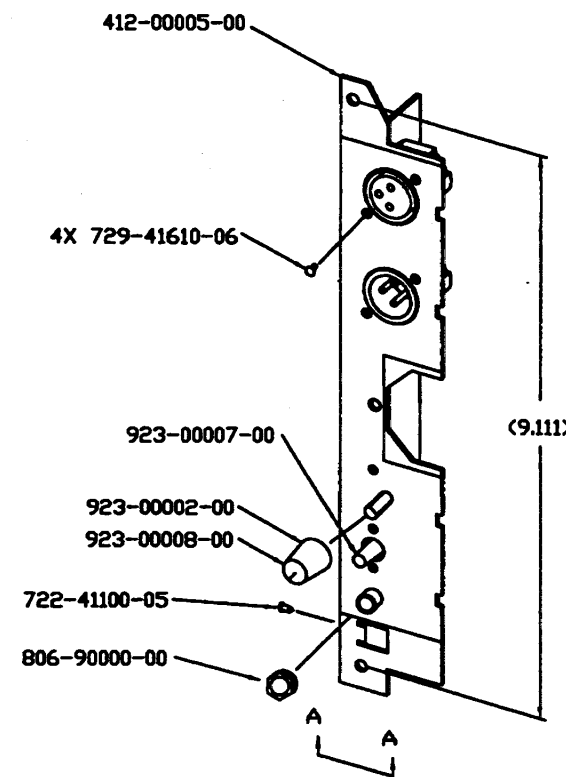
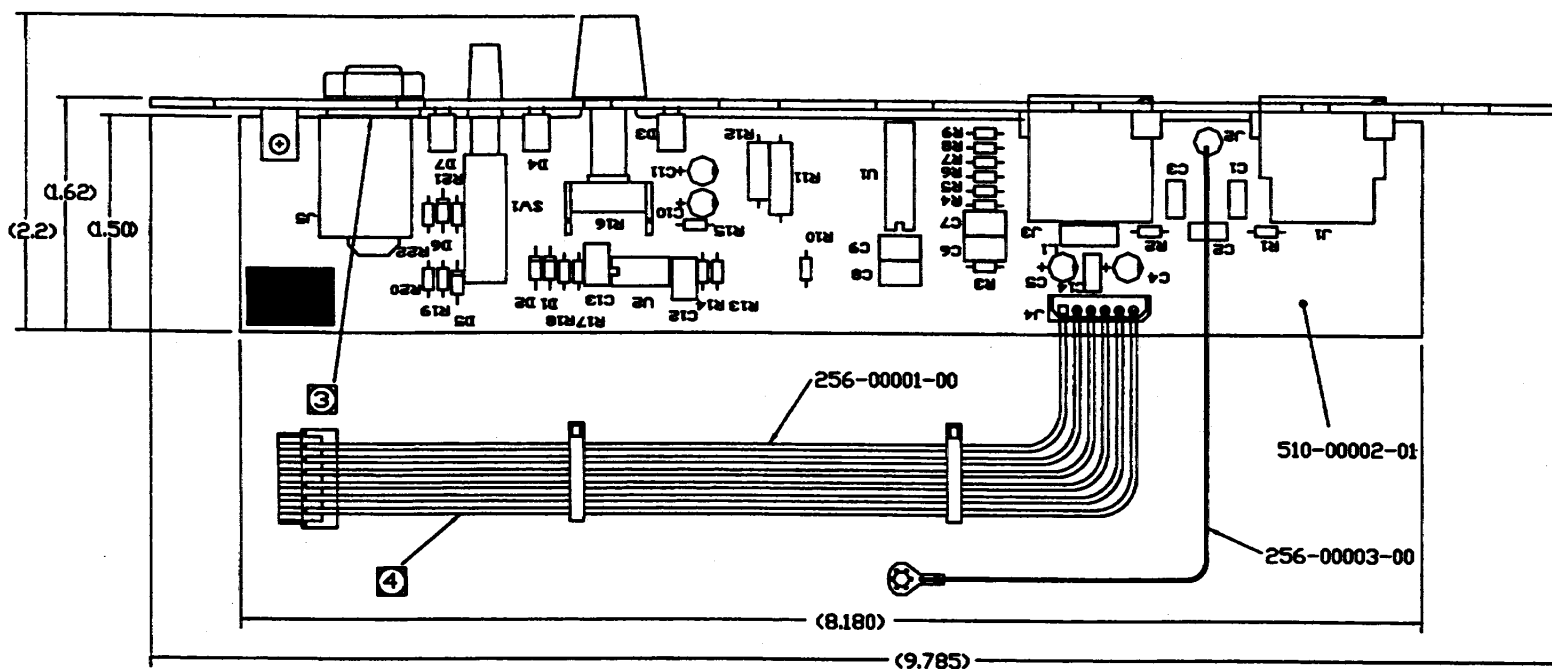


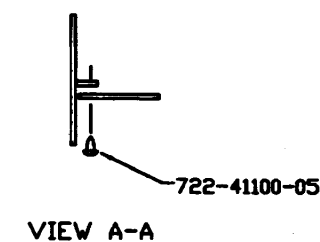
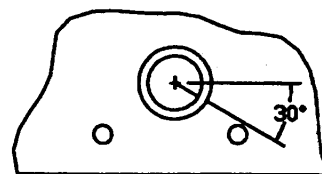
THESE DRAWINGS AND SPECIFICATIONS ARE THE PROPERTY OF JBL INCORPORATED. THEY ARE ISSUED IN STRICT CONFIDENCE AND SHALL NOT BE REPRODUCED OR USED AS THE BASIS FOR MANUFACTURE OR APPARATUS WITHOUT WRITTEN PERMISSION.

PART NO.	DESCRIPTION
271-00003-00	EONSUB-G2 SIGNAL INPUT ASSY

REVISIONS						
CHG	LTR	DESCRIPTION	DRFT	D.C	DATE	APPR
22997	A	RELEASE FOR PRODUCTION	KV	RA	8/29/00	TS
23093	B	REMOVE WHITE VOLUME CIRCLE	KV	RA	2/29/01	TS



SELCO CAP SHOULD BE 30° FROM HORIZONTAL



GRAPHIC DETAIL
SCALE: 2 / 1

④ DRAWING PICTORIAL IS FOR REFERENCE ONLY. DO NOT USE THIS DRAWING FOR ARTWORK. DETAIL DOES NOT RELATE TRUE FONT STYLE. LABELS TO BE PRODUCED BY ARTWORK #091-00053 APPROVED BY JBL PROFESSIONAL.

③ ONE END OF THIS CABLE P/N 256-00001-00 IS TO BE CONNECTED TO J4 AND SHIPPED AS PART OF THE BOARD ASSEMBLY.

② WASHER (847-90000-01) GOES ON REAN JACK BEFORE BRACKET

1. SEE DWG 500-00005 FOR SCHEMATIC.

NOTES: (UNLESS OTHERWISE SPECIFIED)

④
UNCONTROLLED COPY

<p>TOLERANCES</p> <p>UNLESS OTHERWISE SPECIFIED</p> <p>FRAMES: .005</p> <p>HOLES: .010</p> <p>PLACES: .015</p> <p>ALL DIMENSIONS ARE FINISHED DIMENSIONS</p> <p>DO NOT SCALE DRAWING</p>		<p>JBL PROFESSIONAL</p> <p>A Harman International Company</p> <p>Northridge, California 91329, U.S.A.</p> <p>EONSUB-G2 SIGNAL INPUT ASSY</p> <p>REV D 271-00003 REV B</p> <p>SHEET 1 / 1</p>	
--	--	--	--