

Technical Manual



JBL EON515XT/230

SPECIFICATIONS

ACOUSTIC & ELECTRICAL SPECIFICATIONS:

- System Power Rating: 625W (525 + 100)
- Frequency Response: 42 Hz – 18 kHz (± 3 dB)
- Frequency Range: 39 Hz – 20kHz (-10 dB)
- Maximum SPL Output: 132 dB
- Mic Input Gain: -Infinity to +40 dBu
- Line Input Gain: -Infinity to +4 dBu (+18 dBu maximum input level)
- Input Impedance: 14k ohms
- Crossover Frequency: 1.7 kHz

SYSTEM COMPONENTS:

- Baffle/Grille Assembly: 445873-001
- Low Frequency Transducer: 265F-1 380 mm (15 in) Differential Drive® integrated woofer with dual 2" voice coils
- DC Resistance: 1.35 ohm $\pm 10\%$
- High Frequency Transducer: 2414H 37.5 mm (1 in) annular polymer diaphragm, neodymium compression driver
- DC Resistance: 3.60 ohm $\pm 0.2\%$

AURAL SWEEP TEST SPECIFICATIONS:

- A. System Aural Sweep Test: 0.2V Input, 50 Hz to 20 kHz
- B. L.F. Aural Sweep Test: 3.5V Input, 10 Hz to 300 Hz
- C. H.F. Aural Sweep Test: 0.75V Input, 500 Hz to 1.5 kHz

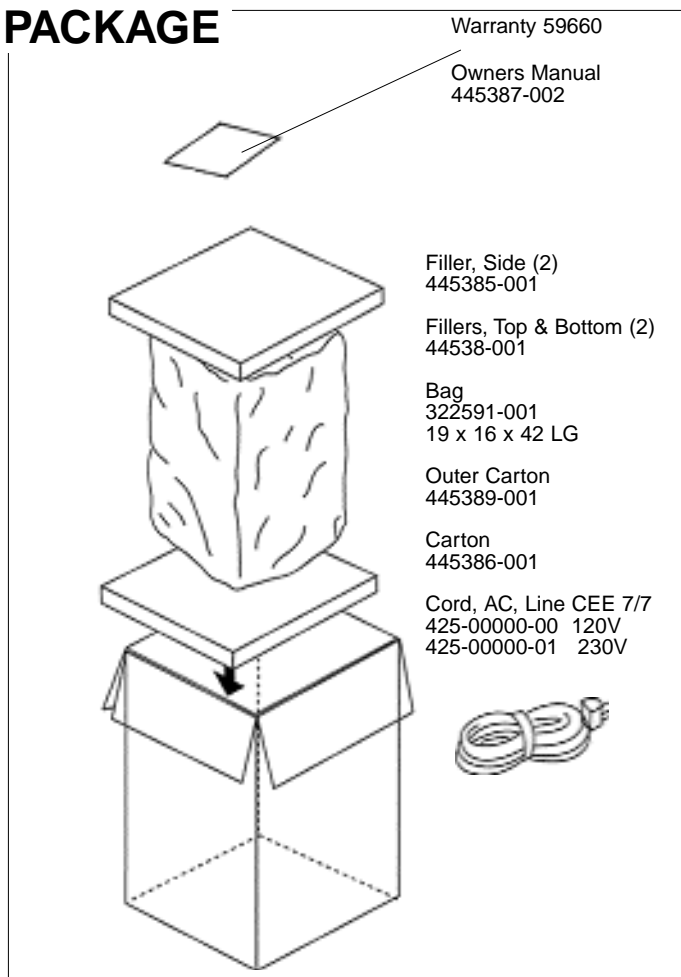
PHYSICAL SPECIFICATIONS:

- Enclosure Dimensions: 673 x 406 x 368 mm D (26.5 x 16 x 14.5 in D)
- Shipping Weight: 42.5 lbs. (19.2 kg)

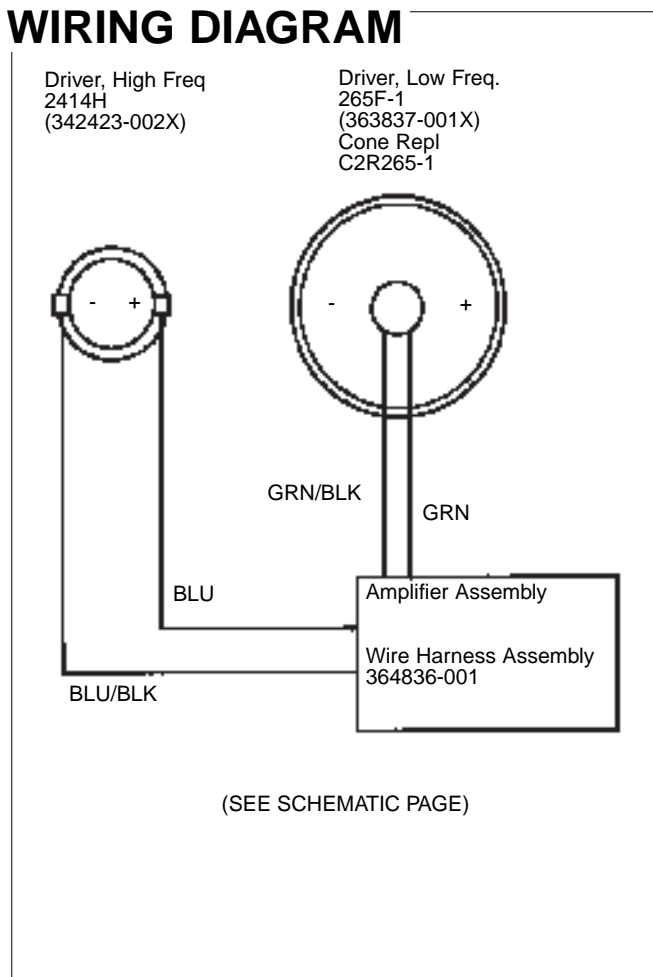
WARRANTY INFORMATION:

- Refer to Warranty Statement packed with each product.

PACKAGE


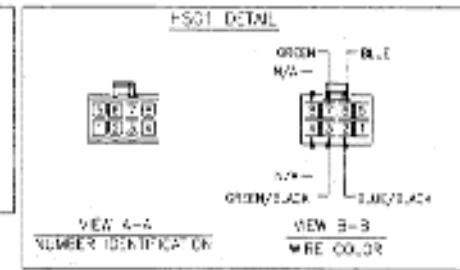
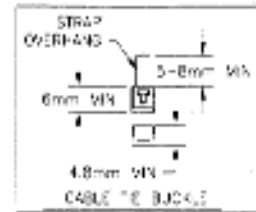


WIRING DIAGRAM



JBL EON515XT/230

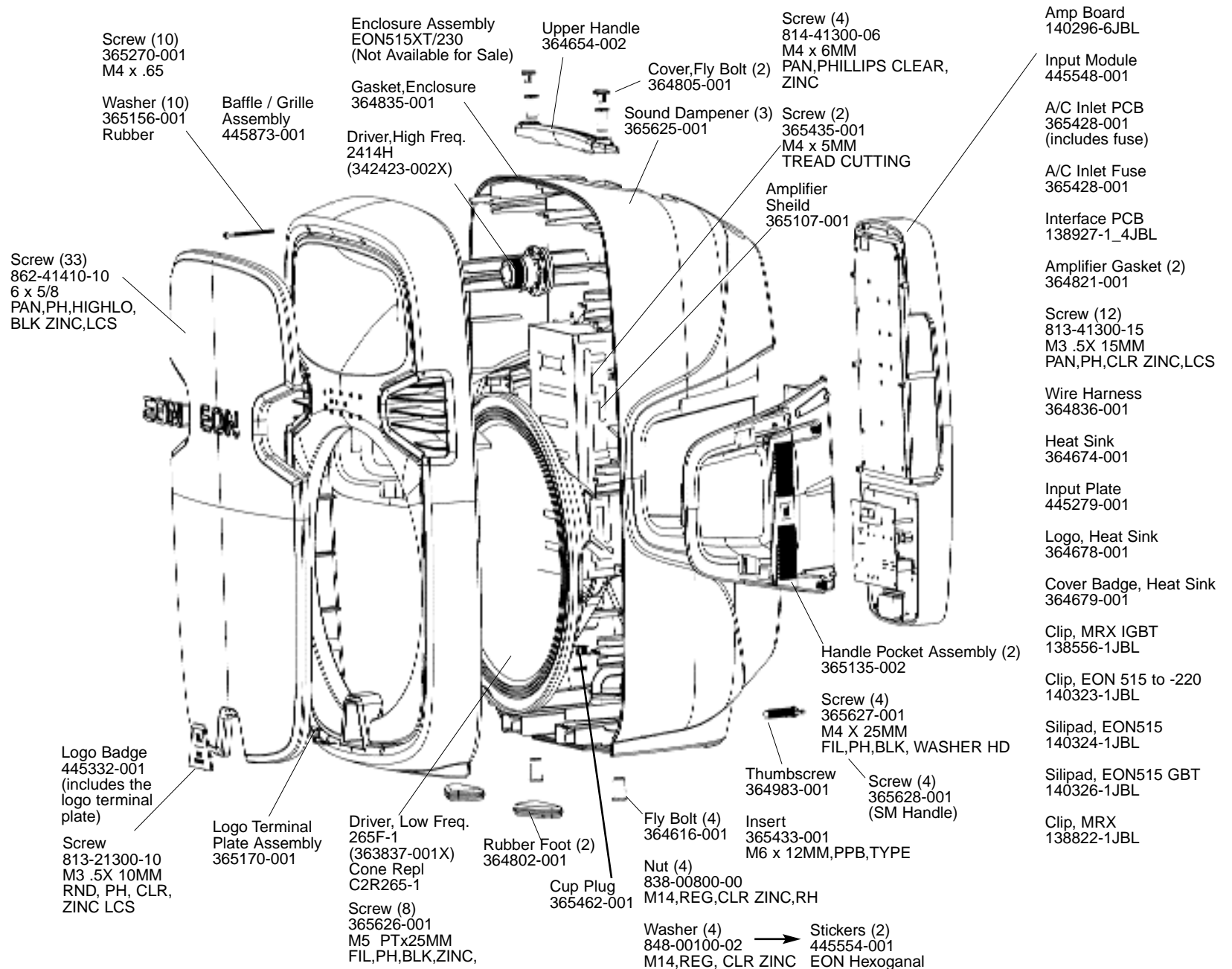
SCHEMATIC (Wire Harness) 364836-001



SCHEMATIC

JBL EON515XT/230

COMPONENT EXPLODED VIEW



Screw (10)
365270-001
M4 x .65

Washer (10)
365156-001
Rubber

Baffle / Grille
Assembly
445873-001

Enclosure Assembly
EON515XT/230
(Not Available for Sale)

Gasket, Enclosure
364835-001

Driver, High Freq.
2414H
(342423-002X)

Upper Handle
364654-002

Cover, Fly Bolt (2)
364805-001

Sound Dampener (3)
365625-001

Screw (4)
814-41300-06
M4 x 6MM
PAN, PHILLIPS CLEAR,
ZINC

Screw (2)
365435-001
M4 x 5MM
TREAD CUTTING

Amplifier
Shield
365107-001

Amp Board
140296-6JBL

Input Module
445548-001

A/C Inlet PCB
365428-001
(includes fuse)

A/C Inlet Fuse
365428-001

Interface PCB
138927-1_4JBL

Amplifier Gasket (2)
364821-001

Screw (12)
813-41300-15
M3 .5X 15MM
PAN, PH, CLR ZINC, LCS

Wire Harness
364836-001

Heat Sink
364674-001

Input Plate
445279-001

Logo, Heat Sink
364678-001

Cover Badge, Heat Sink
364679-001

Clip, MRX IGBT
138556-1JBL

Clip, EON 515 to -220
140323-1JBL

Silipad, EON515
140324-1JBL

Silipad, EON515 GBT
140326-1JBL

Clip, MRX
138822-1JBL

Screw (33)
862-41410-10
6 x 5/8
PAN, PH, HIGHLO,
BLK ZINC, LCS

Logo Badge
445332-001
(includes the logo terminal
plate)

Screw
813-21300-10
M3 .5X 10MM
RND, PH, CLR,
ZINC LCS

Logo Terminal
Plate Assembly
365170-001

Driver, Low Freq.
265F-1
(363837-001X)
Cone Repl
C2R265-1

Screw (8)
365626-001
M5 PTx25MM
FIL, PH, BLK, ZINC,

Rubber Foot (2)
364802-001

Cup Plug
365462-001

Fly Bolt (4)
364616-001

Nut (4)
838-00800-00
M14, REG, CLR ZINC, RH

Washer (4)
848-00100-02
M14, REG, CLR ZINC

Handle Pocket Assembly (2)
365135-002

Screw (4)
365627-001
M4 X 25MM
FIL, PH, BLK, WASHER HD

Thumbscrew
364983-001

Insert
365433-001
M6 x 12MM, PPB, TYPE

Stickers (2)
445554-001

EON Hexoganal

JBL EON515XT/230