

Technical Manual



JBL EON510/230

SPECIFICATIONS

ACOUSTIC & ELECTRICAL SPECIFICATIONS:

- System Power Rating: 280W continuous, 560W peak
- Frequency Response: 70 Hz – 17 kHz (± 3 dB) (EQ in "Flat" position)
- Frequency Range: 58 Hz – 18.5 kHz (-10 dB)
- LF Power amp: 220W continuous at driver impedance
- HF Power amp: 60W continuous at driver impedance
- Input Gain (input 3): Mic position: -Infinity to +40 dB
Line position: -Infinity to +4 db (+20 dBu Max signal input)
- Input Gain (input 1 & 2): -Infinity to +4 (+20 dBu Max signal input)
- Input Impedance: 64 K ohms (balanced), 32 K ohms (unbalanced)
- Boost EQ: LF +3 dB Shelving, Filter @ 150 Hz
HF +2.5 dB Shelving Filter @ 4 kHz
- Low Cut Filter Preset high pass @ 120 Hz
- Crossover Frequency: 1.8 kHz

SYSTEM COMPONENTS:

- Low Frequency Transducer: 261F, 254 mm (10 in) Differential Drive® integrated woofer with dual 1.5" voice coils
- DC Resistance: 1.20 ohm $\pm 10\%$

SYSTEM COMPONENTS: (CONT'D)

- High Frequency Transducer: 2414H-1, 25.4 mm (1 in) polymer diaphragm, neodymium compression driver
- DC Resistance: 3.60 ohm $\pm 0.2\%$
- Input 3 connector: Balanced XLR / 1/4 inch TRS combo jack with XLR loop through 1/4 inch TRS jack
- Input 1 & 2 connector: Balanced male XLR, +20 dBu (peak) o/p level in Mix position
- Output (Loop/Mix switch): Pin 2 (+), Pin 3 (-), Pin 1 (GND)

AURAL SWEEP TEST SPECIFICATIONS:

- A. System Aural Sweep Test: 0.25 V Input, 20 Hz to 2 kHz
Ch1 Input all pots full clockwise
- B. L.F. Aural Sweep Test: 5.0V Input, 10 Hz to 300 Hz
- C. H.F. Aural Sweep Test: 0.75V Input, 500 Hz to 1.5 kHz

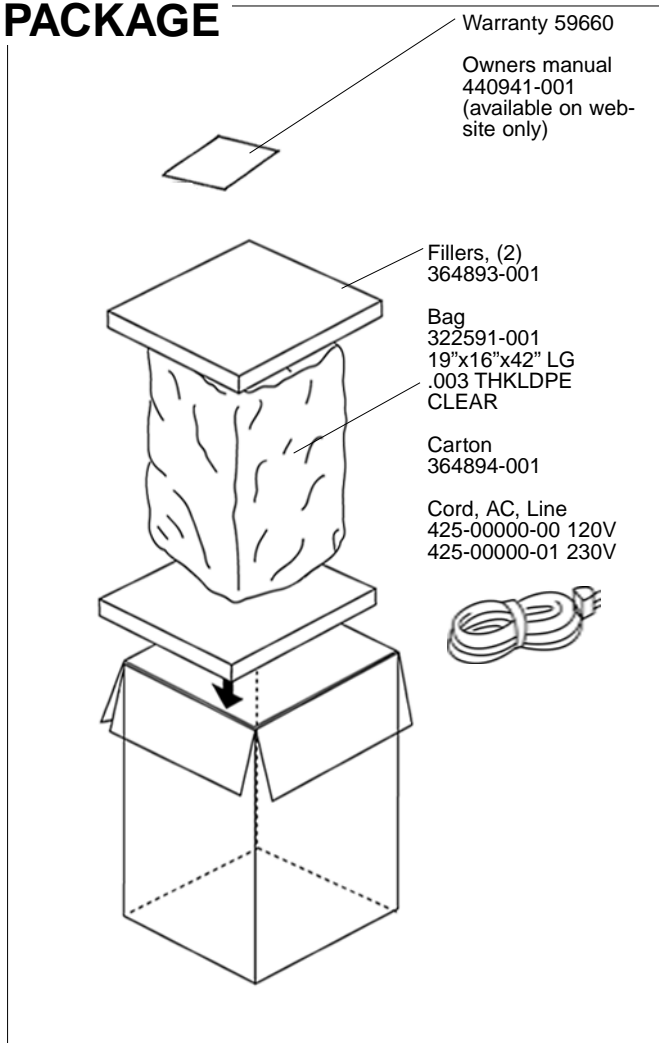
PHYSICAL SPECIFICATIONS:

- Enclosure Dimensions: 490 x 313 x 262 mm D (19.3 x 12.3 x 10.3 in D)
- Shipping Weight: 17 lb (7.7 kg)

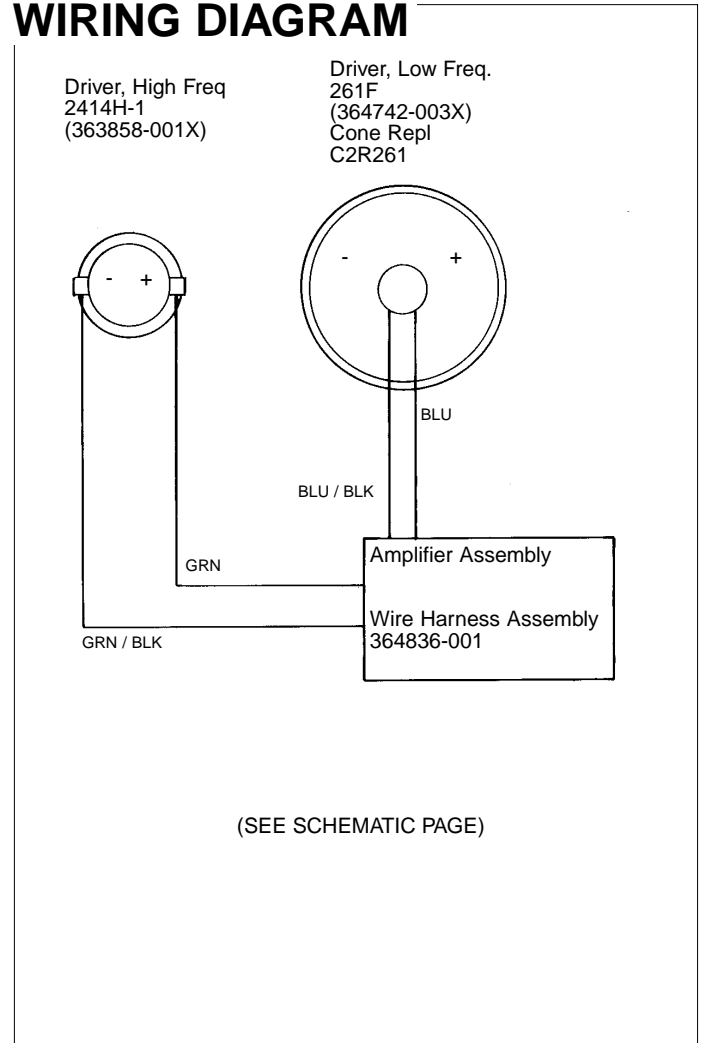
WARRANTY INFORMATION:

- Refer to Warranty Statement packed with each product.

PACKAGE



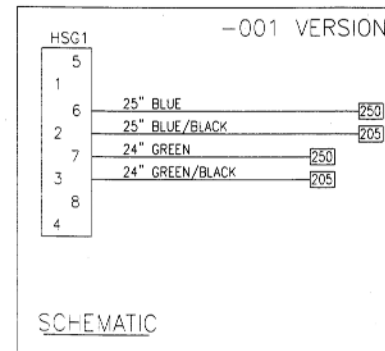
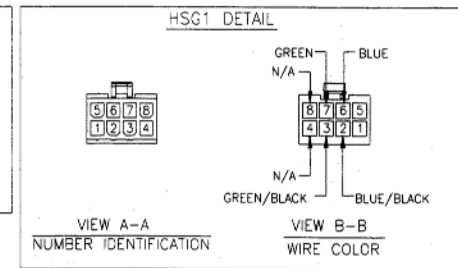
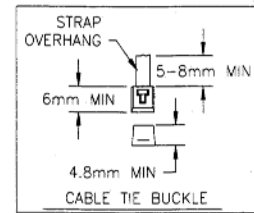
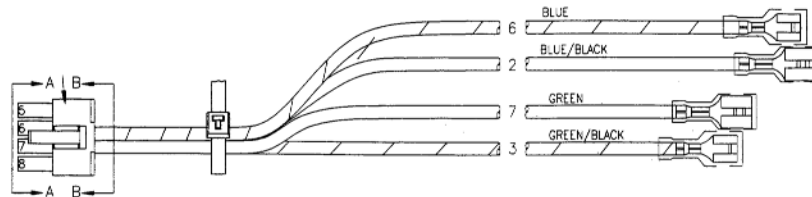
WIRING DIAGRAM



JBL EON510/230

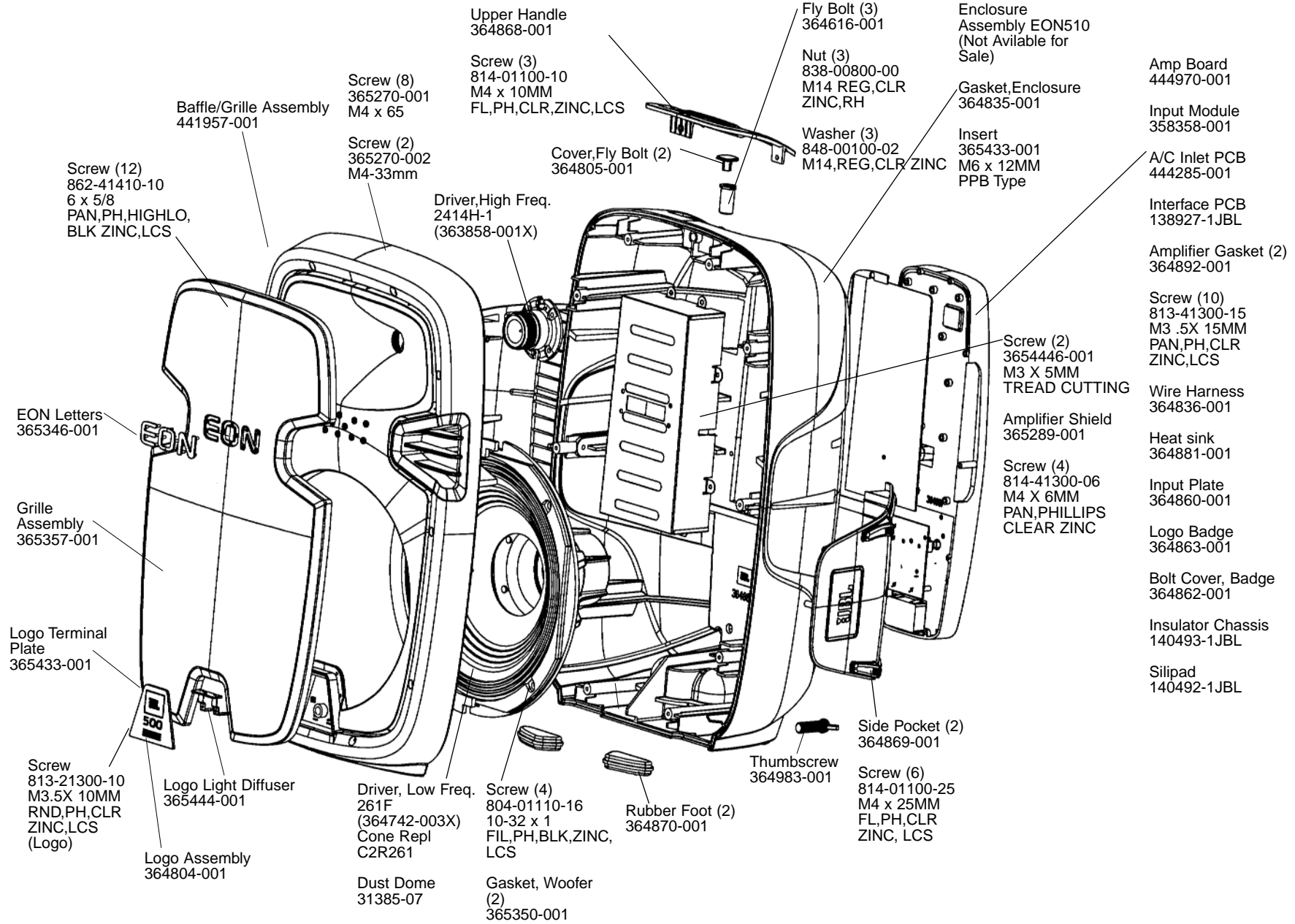
SCHEMATIC (Wire Harness)

364836-001



JBL EON510/230

COMPONENT EXPLODED VIEW



JBL EON 510/230