

Technical Manual

JBL E155-4, (-8)

SPECIFICATIONS



ACOUSTIC & ELECTRICAL SPECIFICATIONS:

- Nominal Impedance: 4 ohm, 8 ohm
- Power Capacity: 600W Continuous Program
300W Continuous Sine Wave²
- Frequency Range: 30 Hz to 2000 Hz
- Sensitivity: 100 dB SPL*
- Crossover Frequencies: N/A

SYSTEM COMPONENTS:

- Cabinet: N/A
- Grille: N/A
- Low Frequency Transducer: 460mm (18 in.) Cone Transducer (E155-4, -8)
- DC Resistance: 2.5 ohm ±10% Copper Wire (-4)
6.0 ohm ±10% Copper Wire (-8)

AURAL SWEEP TEST SPECIFICATIONS:

- L.F. Aural Sweep Test: 7.0V Input, 20 Hz to 1.2 kHz (-4)
7.0V Input, 20 Hz to 1.2 kHz (-8)

PHYSICAL SPECIFICATIONS:

- Enclosure Dimensions: 464mm x 464mm x 184mm D
(18.25 x 18.25 x 7.25 in. D)
- Net Weight: 26-1/4 lbs. (11.9 kg.)

WARRANTY INFORMATION:

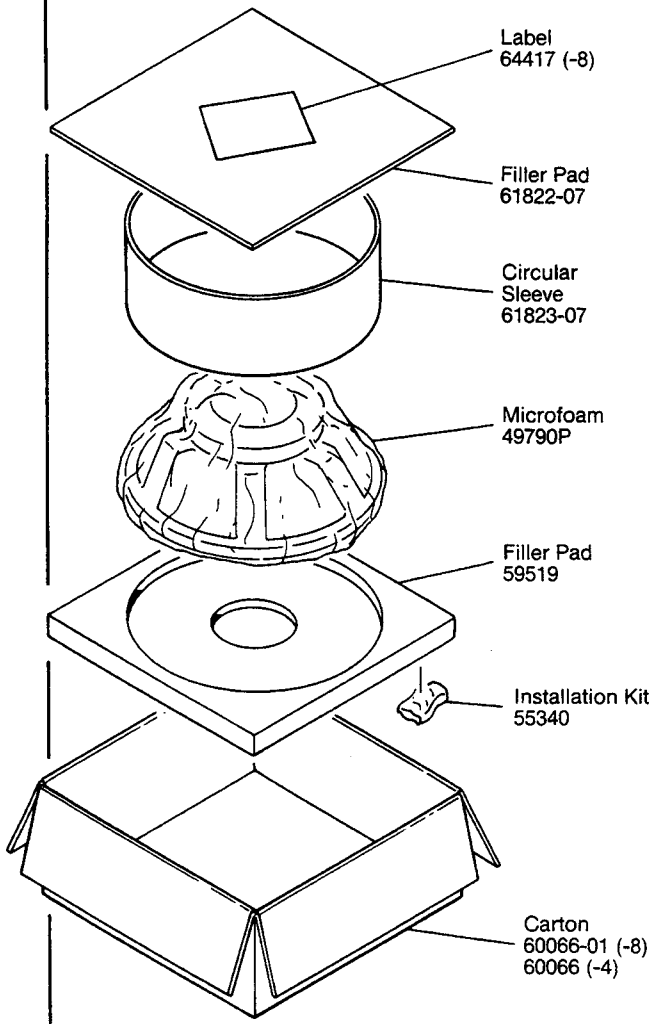
- Refer to the Warranty Statement packed with each product.

*1 Watt (2.0 V RMS) @ 1 Meter (-4)

*1 Watt (2.83 V RMS) @ 1 Meter (-8)

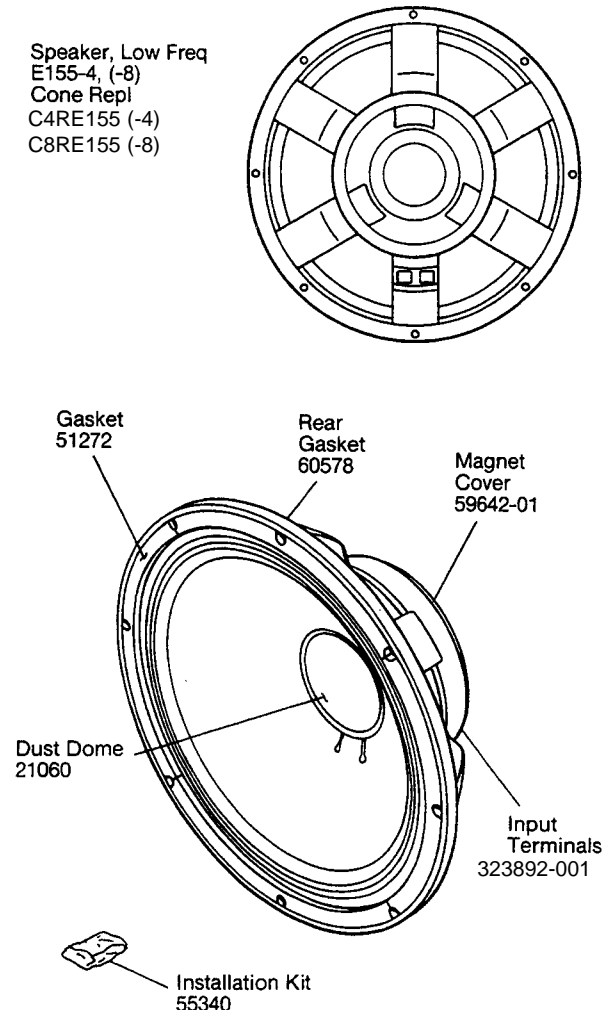
PACKAGE

Warranty 59660
Specification Sheet 59995



COMPONENT VIEW

Speaker, Low Freq
E155-4, (-8)
Cone Rep
C4RE155 (-4)
C8RE155 (-8)

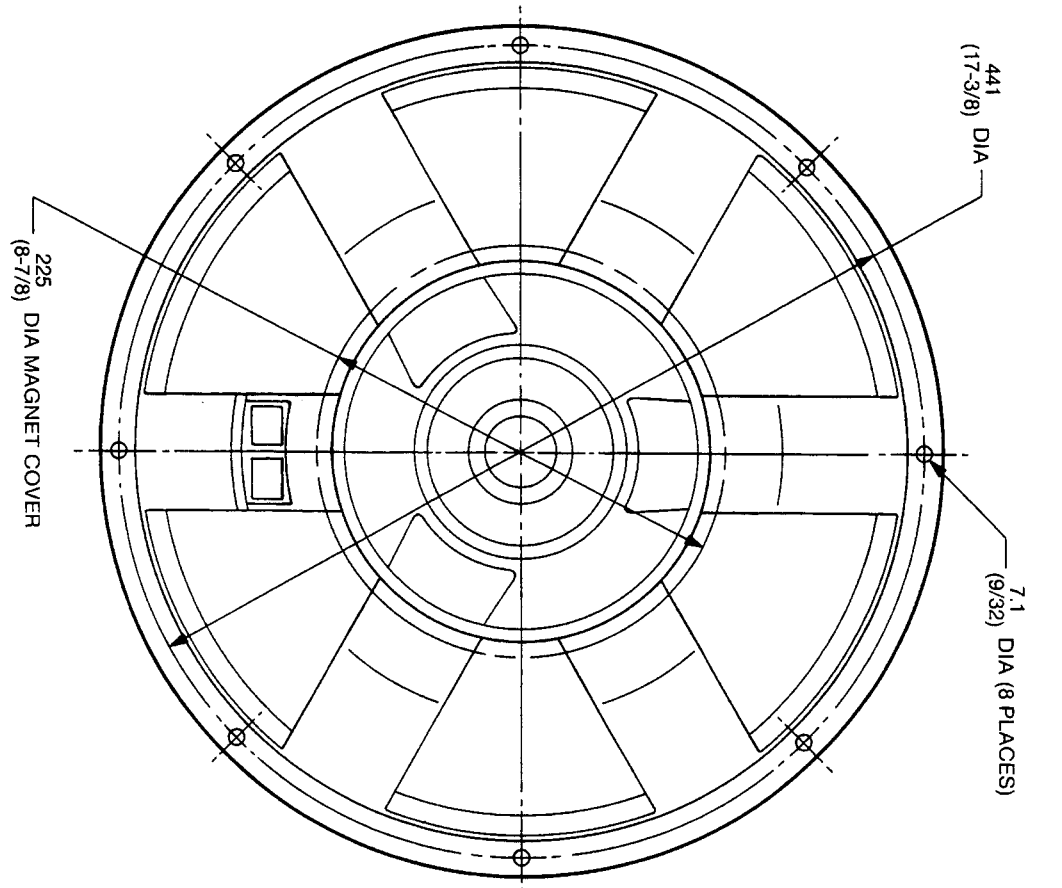
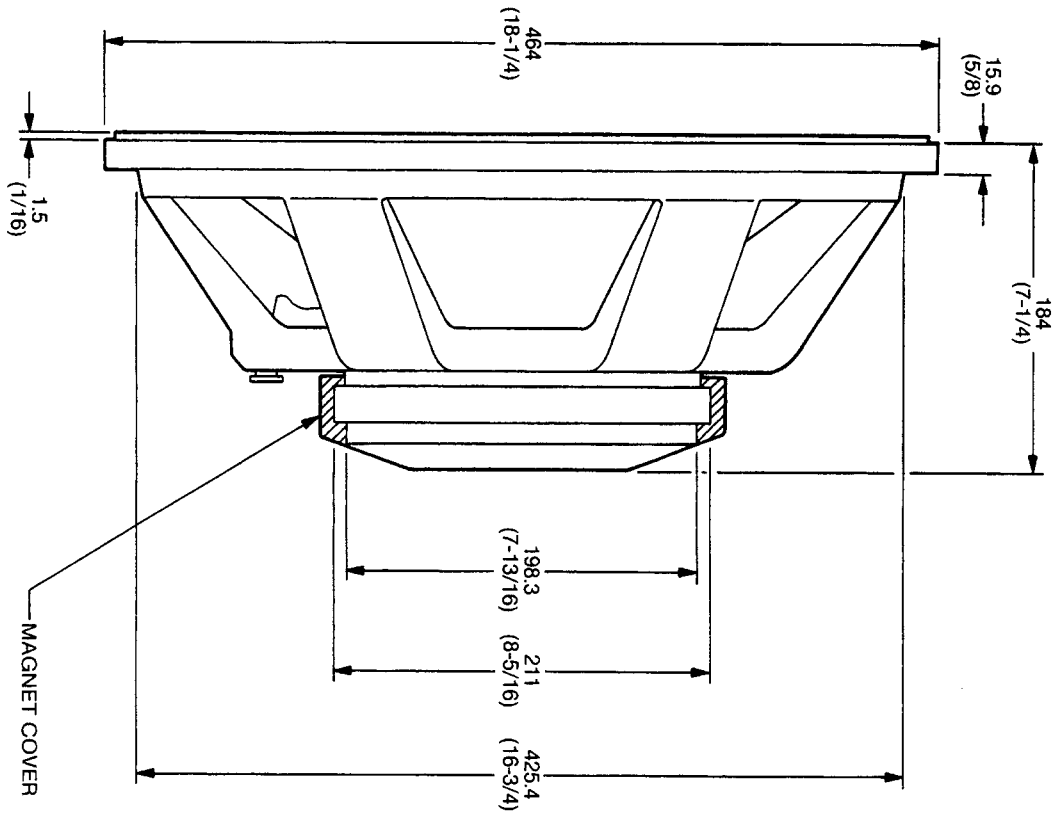


JBL E155-4, (-8) REV C

JBL E155-4, (-8)

MECHANICAL DRAWING

THESE DRAWINGS AND SPECIFICATIONS ARE THE PROPERTY OF JBL INCORPORATED. THEY ARE ISSUED IN STRICT CONFIDENCE AND SHALL NOT BE REPRODUCED, COPIED, OR USED AS THE BASIS FOR MANUFACTURE OR SALE OF APPARATUS WITHOUT WRITTEN PERMISSION.



ALL DIMENSIONS ARE REF. ONLY
NOTE: DIMENSIONS IN () ARE IN INCHES

MAGNET COVER

MAGNET COVER

JBL E155-4, (-8)