

# Technical Manual

# JBL AM7215/26-WH



## SPECIFICATIONS

### ACOUSTIC & ELECTRICAL SPECIFICATIONS:

- Nominal Impedance: 8 Ohms
- Transducer Power Rating (AES): LF: 1000W (4000W peak), 2 hrs  
750W (3000W peak), 100 hrs  
HF: 100W (400W peak), 2 hrs
- Long-Term Power Rating (IEC): Passive mode: 600W (2400W peak), 100 hrs
- Frequency Response: 40 Hz - 18 kHz ( $\pm 3$  dB)
- Frequency Range: 34 Hz - 20 kHz (-10 dB)
- Maximum SPL: Bi-amp mode: LF: 128 dB-SPL cont avg (134 dB peak)  
HF: 133 dB-SPL cont avg (139 dB peak)  
Passive mode: 124 dB-SPL cont avg (130 dB peak)
- System Sensitivity: Passive mode: 96 dB SPL  
1 watt @ 1 meter
- Passive Crossover Frequency: 1.4 kHz

### SYSTEM COMPONENTS:

- Cabinet: Enclosure (Not For Sale)
- Grille: 338163-002, 338163-102 (WH)
- Low Frequency: 2265HPL, 380 mm (15 in)

### SYSTEM COMPONENTS: (CONT'D)

- Transducer: Differential Drive®, driver with 75 mm (3 in) dual voice coil  
5.10 ohm +/- 10%
- DC Resistance: 2432H, 38 mm (1.5 in) exit compression driver, 75 mm (3 in) voice coil
- High Frequency Transducer: 4.00 ohm +/- 0.2 ohm
- DC Resistance: 443844-001
- Crossover Network: 443844-001

### AURAL SWEEP TEST SPECIFICATIONS:

- A. System Aural Sweep Test: 7.0V Input, 10 Hz to 10 kHz  
Sweep Duration: 5 seconds
- B. L.F. Aural Sweep Test: 15.0V Input, 10 Hz to 100 Hz
- C. H.F. Aural Sweep Test: 3.0V Input, 300 Hz to 1.0 kHz

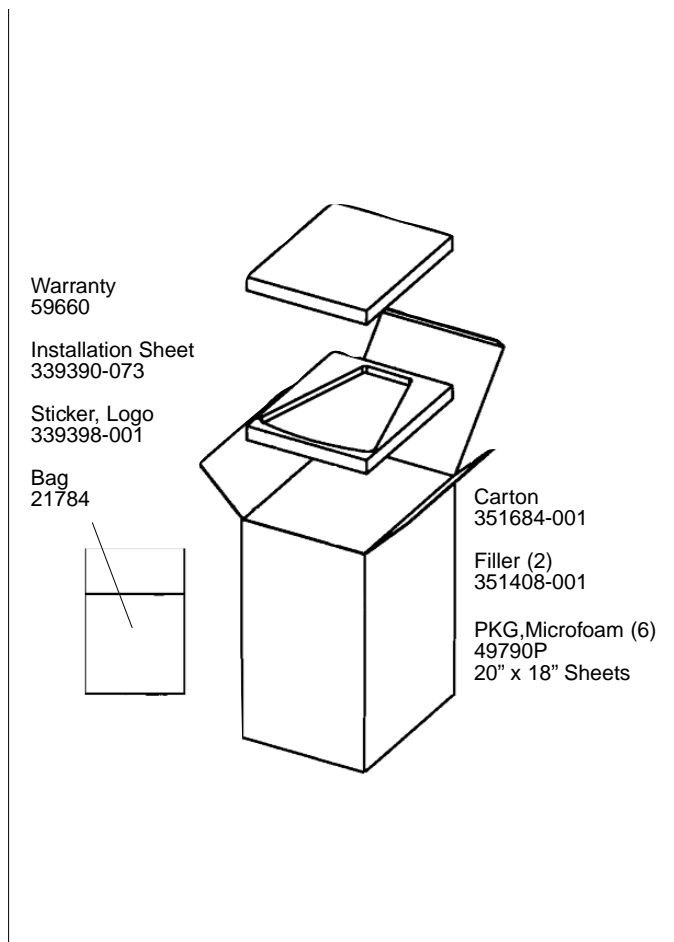
### PHYSICAL SPECIFICATIONS:

- Enclosure Dimensions: 781 x 420 x 503 mm D  
(30.8 x 16.5 x 19.8 in.D.)
- Net Weight: 60 lb (27.2 kg.)

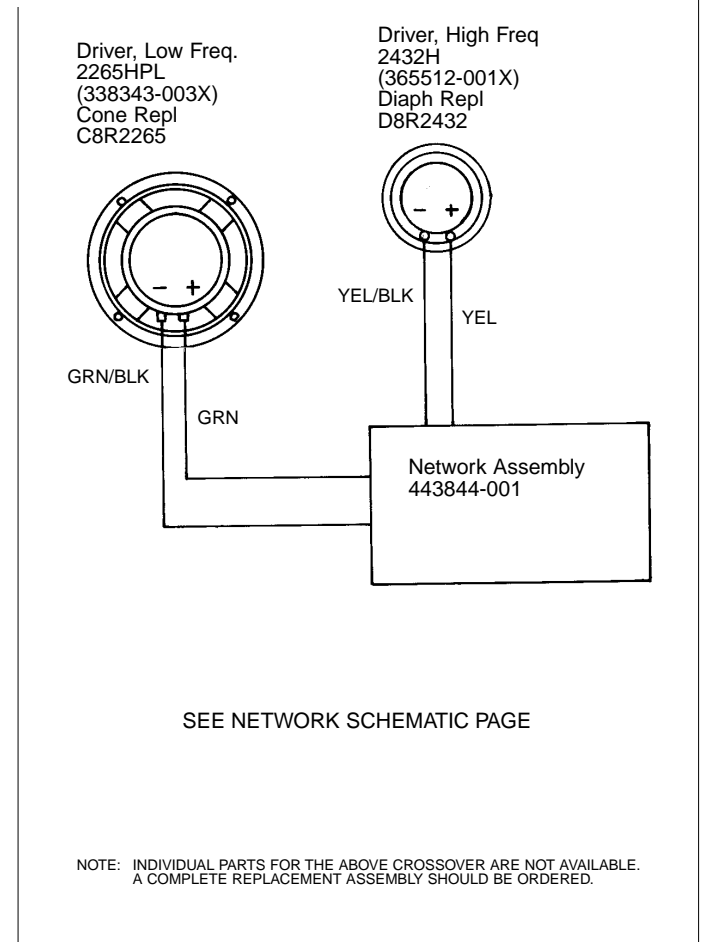
### WARRANTY INFORMATION:

- Refer to Warranty Statement packed with each product.

## PACKAGE



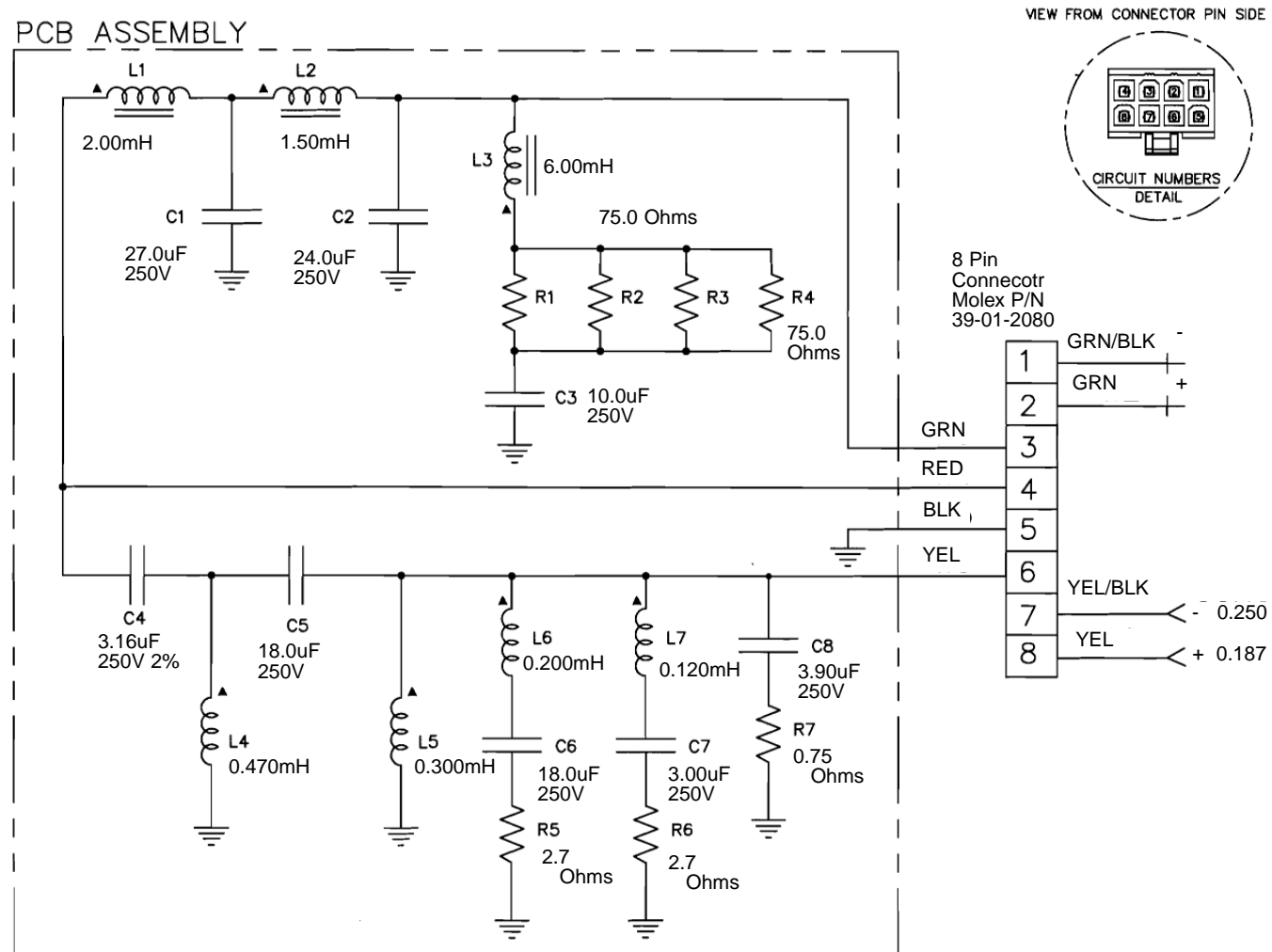
## WIRING DIAGRAM



JBL AM7215/26-WH REV B

# JBL AM7215/26-WH

SCHEMATIC (443844-001)

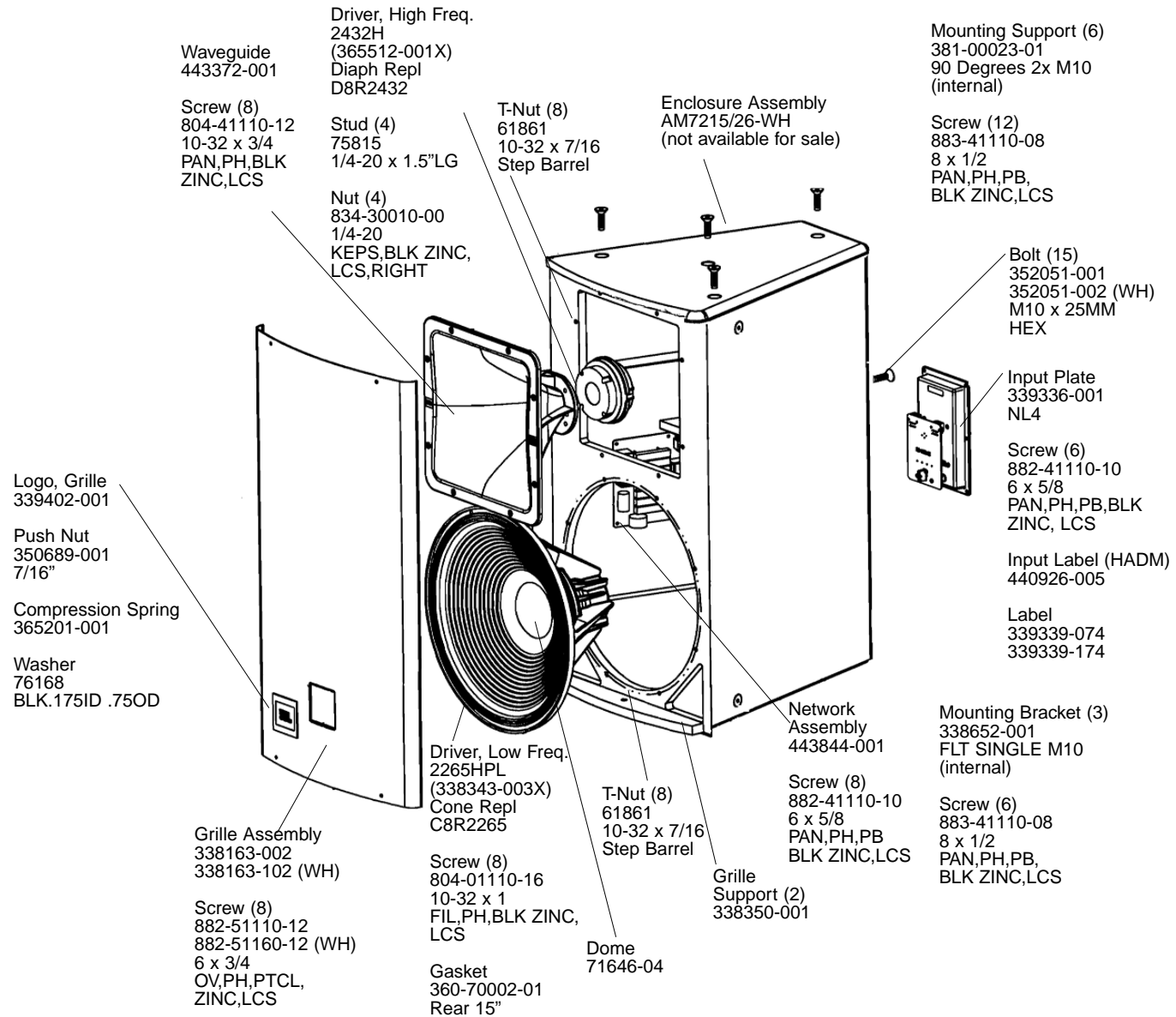


Individual Parts for the above crossover are not available.  
A complete replacement assembly should be ordered.

JBL AM7215/26-WH

# JBL AM7215/26-WH

## COMPONENT EXPLODED VIEW



JBL AM7215/26-WH