

# Technical Manual



# JBL AM5215/26-WH

## SPECIFICATIONS

### ACOUSTIC & ELECTRICAL SPECIFICATIONS:

- Nominal Impedance: 8 Ohms
- Transducer Power Rating (AES): LF: 500W (2000W peak), 2 hrs  
350W (1400W peak), 100 hrs  
HF: 40W (160W peak), 2 hrs
- Long-Term Power Rating (IEC): Passive mode: 350W (1400W peak), 100 hrs
- Frequency Response: 41 Hz - 18 kHz ( $\pm 3$  dB)
- Frequency Range: 35 Hz - 20 kHz (-10 dB)
- Maximum SPL: Bi-amp mode: LF: 125 dB-SPL cont avg (131 dB peak)  
HF: 129 dB-SPL cont avg (135 dB peak)  
Passive mode: 124 db-SPL cont avg (130 dB peak)
- System Sensitivity: Passive mode: 98 dB-SPL  
1 watt @ 1 meter
- Crossover Frequency: 1.3 kHz

### SYSTEM COMPONENTS:

- Cabinet: Enclosure (Not For Sale)
- Grille: 338163-002, 338163-102 (WH)

### SYSTEM COMPONENTS: (CONT'D)

- Low Frequency Transducer: 265H-1, 380 mm (15 in) driver with 50.8 mm (2 in) dual voice coil
- DC Resistance: 5.25 ohm +/- 10%
- High Frequency Transducer:: 2408H-1, 38 mm (1.5 in) exit compression driver, 38 mm (1.5 in) voice coil
- DC Resistance: 4.80 ohm +/- 0.2 ohm
- Crossover Network: 443801-001

### AURAL SWEEP TEST SPECIFICATIONS:

- A. System Aural Sweep Test: 7.0V Input, 10 Hz to 10 kHz
- B. L.F. Aural Sweep Test: 7.0V Input, 10 Hz to 300 Hz
- C. H.F. Aural Sweep Test: 0.75V Input, 200 Hz to 1.5 kHz

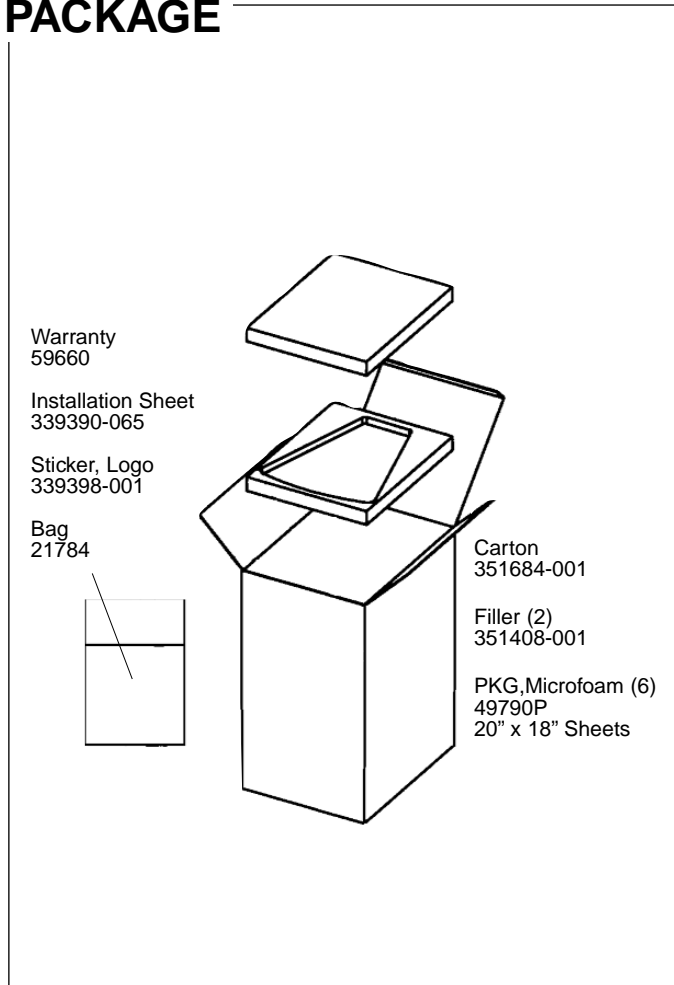
### PHYSICAL SPECIFICATIONS:

- Enclosure Dimensions: 783 x 422 x 504 mm D (30.8 x 16.6 x 19.85 in.D.)
- Net Weight: 55 lb (25 kg.)

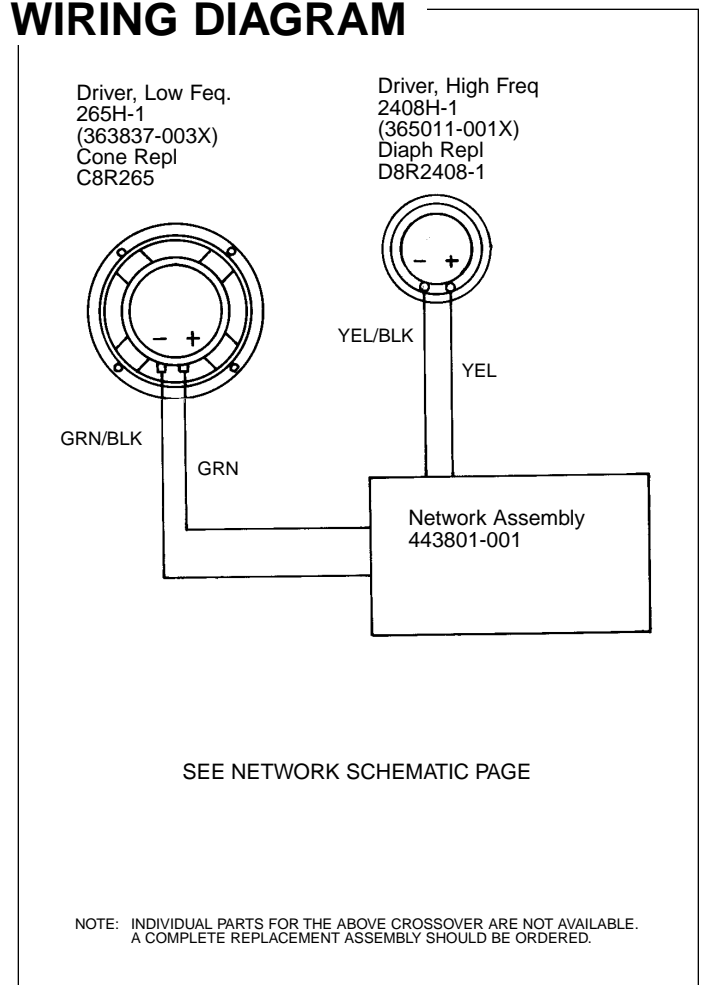
### WARRANTY INFORMATION:

- Refer to Warranty Statement packed with each product.

## PACKAGE



## WIRING DIAGRAM

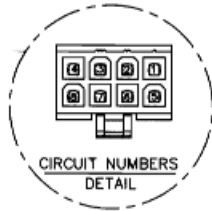


JBL AM5215/26-WH REV C

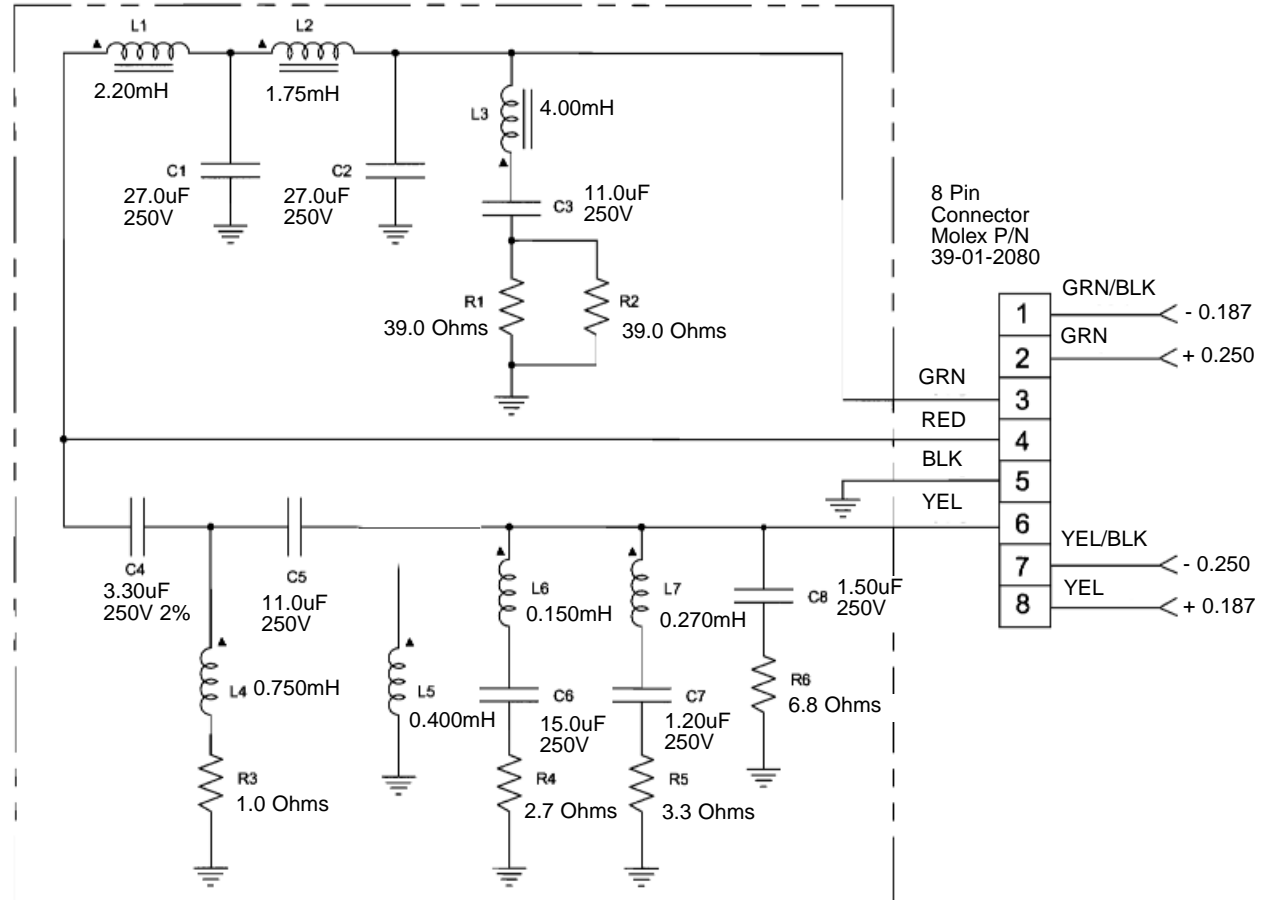
# JBL AM5215/26-WH

SCHEMATIC (443801-001)

VIEW FROM CONNECTOR PIN SIDE



## PCB ASSEMBLY

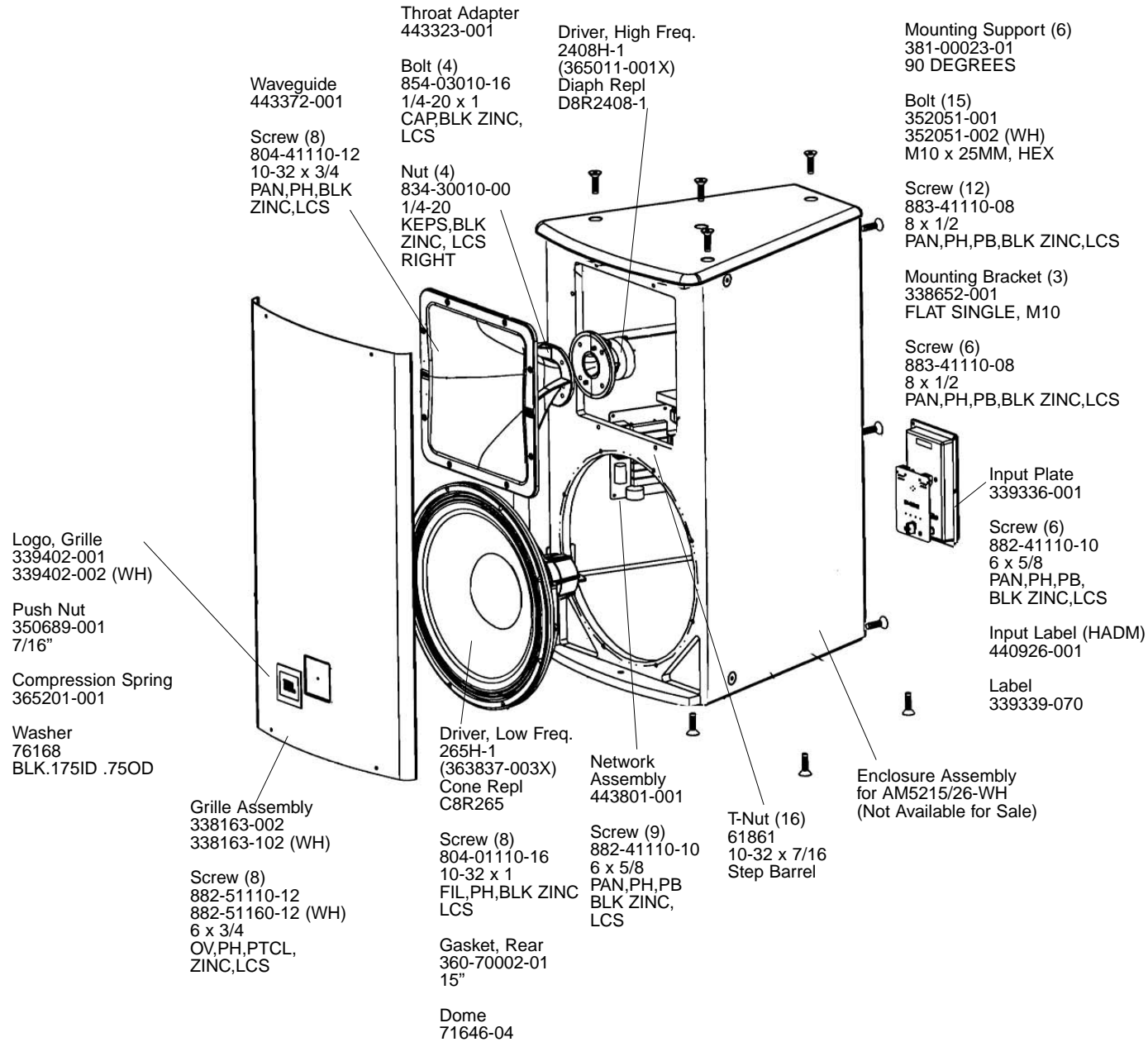


Individual Parts for the above crossover are not available.  
A complete replacement assembly should be ordered.

JBL AM5215/26-WH

# JBL AM5215/26-WH

## COMPONENT EXPLODED VIEW



JBL AM5215/26-WH