

Technical Manual



JBL AC2215/64-WH

SPECIFICATIONS

ACOUSTIC & ELECTRICAL SPECIFICATIONS:

- Nominal Impedance: 8 Ohms
- Power Capacity (AES): L.F. 275W (1100W Peak), 2 Hrs
250W (1000W Peak), 100 Hrs
H.F. 30W (120W Peak), 2 Hrs
- Frequency Range: 42Hz – 19 kHz (-10dB)
- Sensitivity: L.F. 97dB SPL (1 watt @ 1 meter)
H.F. 114dB SPL (1 watt @ 1 meter)
Passive Mode 97dB
- Crossover Frequencies: 4th Order (24dB/oct) Linkwitz-Riley
HP & LP, 2.2 kHz

SYSTEM COMPONENTS:

- Cabinet: Enclosure (Not For Sale)
- Grille: 338163-006,338163-106 (WH)
- Low Frequency Transducer: M115-8A, 380mm (15 in.) Driver With
63mm (2.5 in.) Voice Coil
- DC Resistance: 5.3 ohm ±10% Aluminum Wire
- High Frequency: 2412H, 38mm (1.5 in.) Exit Compression

SYSTEM COMPONENTS: (CONT'D)

- Transducer: Driver , 25mm (1 in.) Voice Coil
- DC Resistance: 3.6 ohm ±10%
- Crossover Network: 339415-001

AURAL SWEEP TEST SPECIFICATIONS:

- A. System Aural Sweep Test: 7.0V Input, 20 Hz to 20 kHz
- B. L.F. Aural Sweep Test: 7.0V Input, 20 Hz to 1.2 kHz
- C. H.F. Aural Sweep Test: 2.83V Input, 550 Hz to 20 kHz

PHYSICAL SPECIFICATIONS:

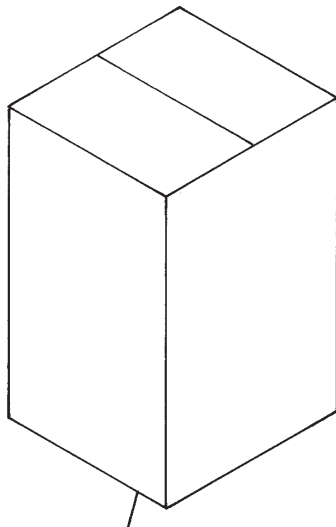
- Enclosure Dimensions: 637 x 422 x 504 mm D
(25.1 x 16.6 x 19.9 in.D.)
- Net Weight: 53 lb (24.0 kg.)

WARRANTY INFORMATION:

- Refer to Warranty Statement packed with each product.

PACKAGE

Warranty 59660
Installation Sheet
339390-018



Carton
338819-001

Filler (2)
338820-001

Micro Foam (8)
49790P

Logo Sticker, Grille Assy (Large) AE
339399-001
Sticker, JBL
337638-001

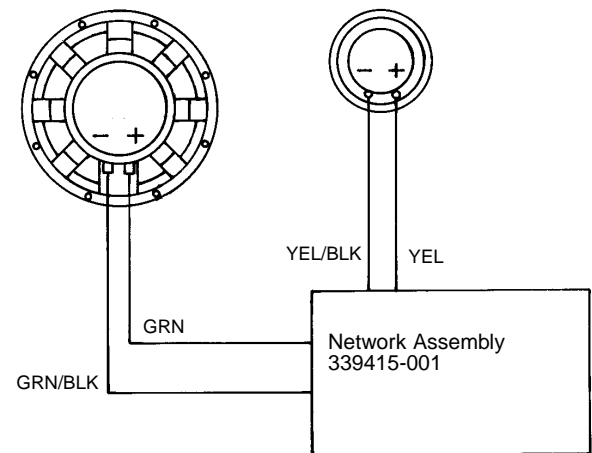
Hardware Kit
229-00009-01

ACC, Not Included

WIRING DIAGRAM

Driver, Low Freq
M115-8A
(124-67001-01X)

Driver, High Freq
2412H
(125-10000-00X)

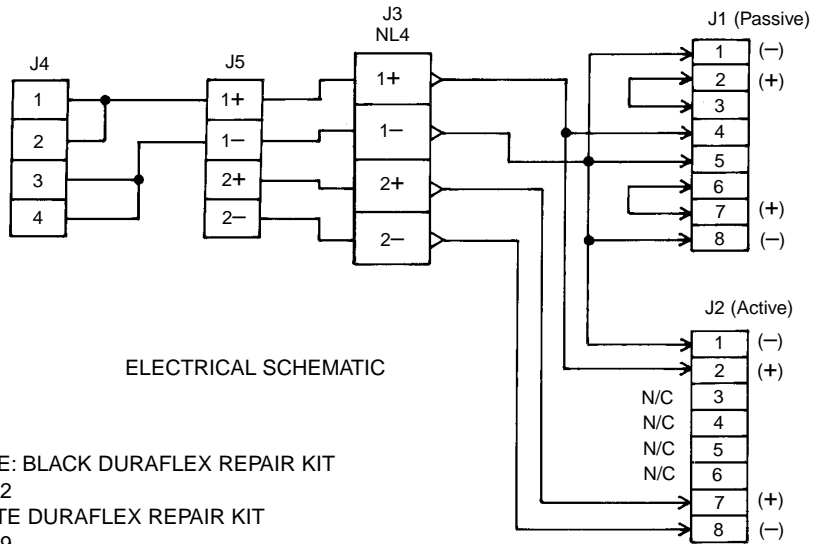
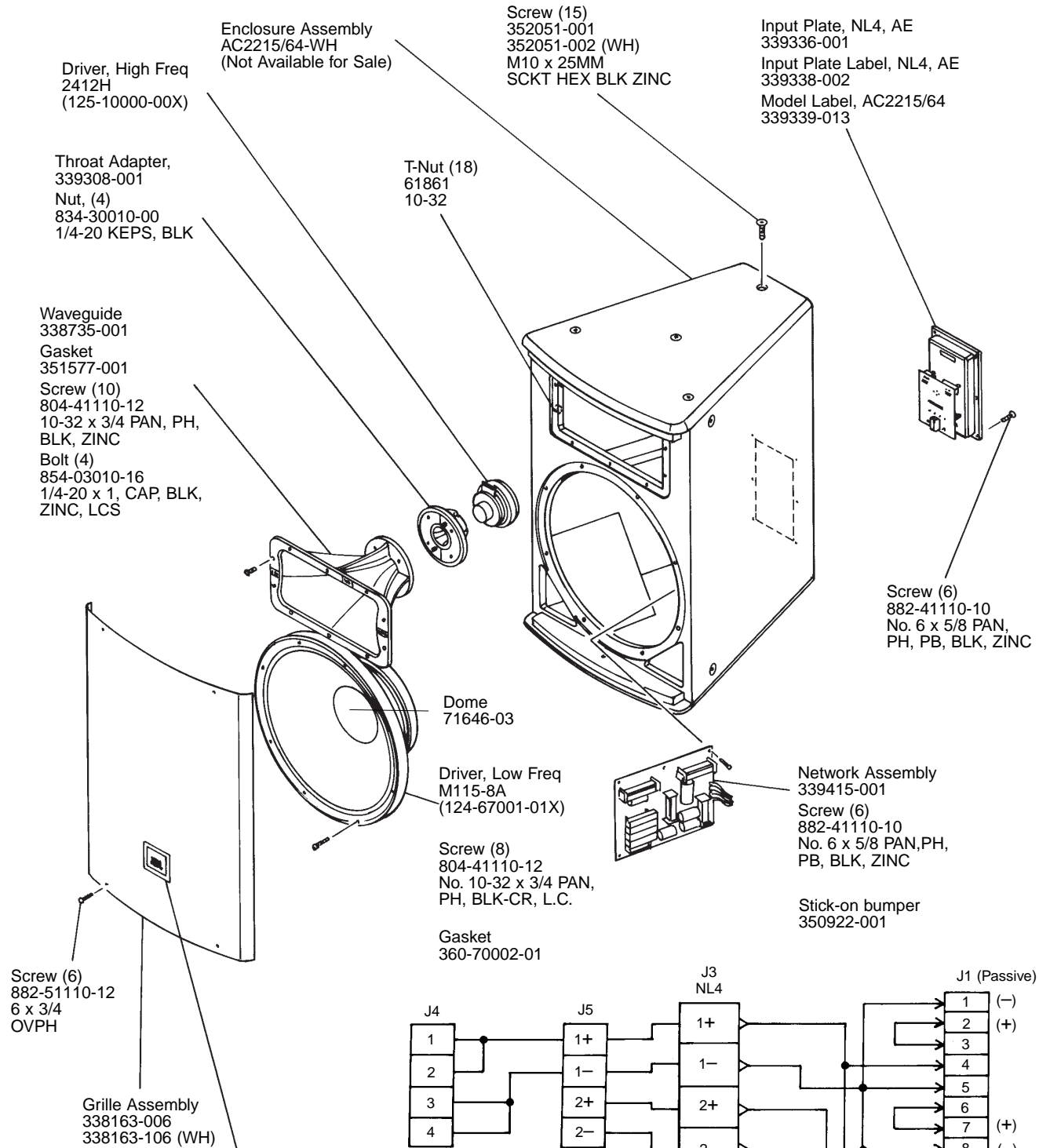


SEE NETWORK SCHEMATIC PAGE

NOTE: INDIVIDUAL PARTS FOR THE ABOVE CROSSOVER ARE NOT AVAILABLE.
A COMPLETE REPLACEMENT ASSEMBLY SHOULD BE ORDERED.

JBL AC2215/64-WH

COMPONENT EXPLODED VIEW



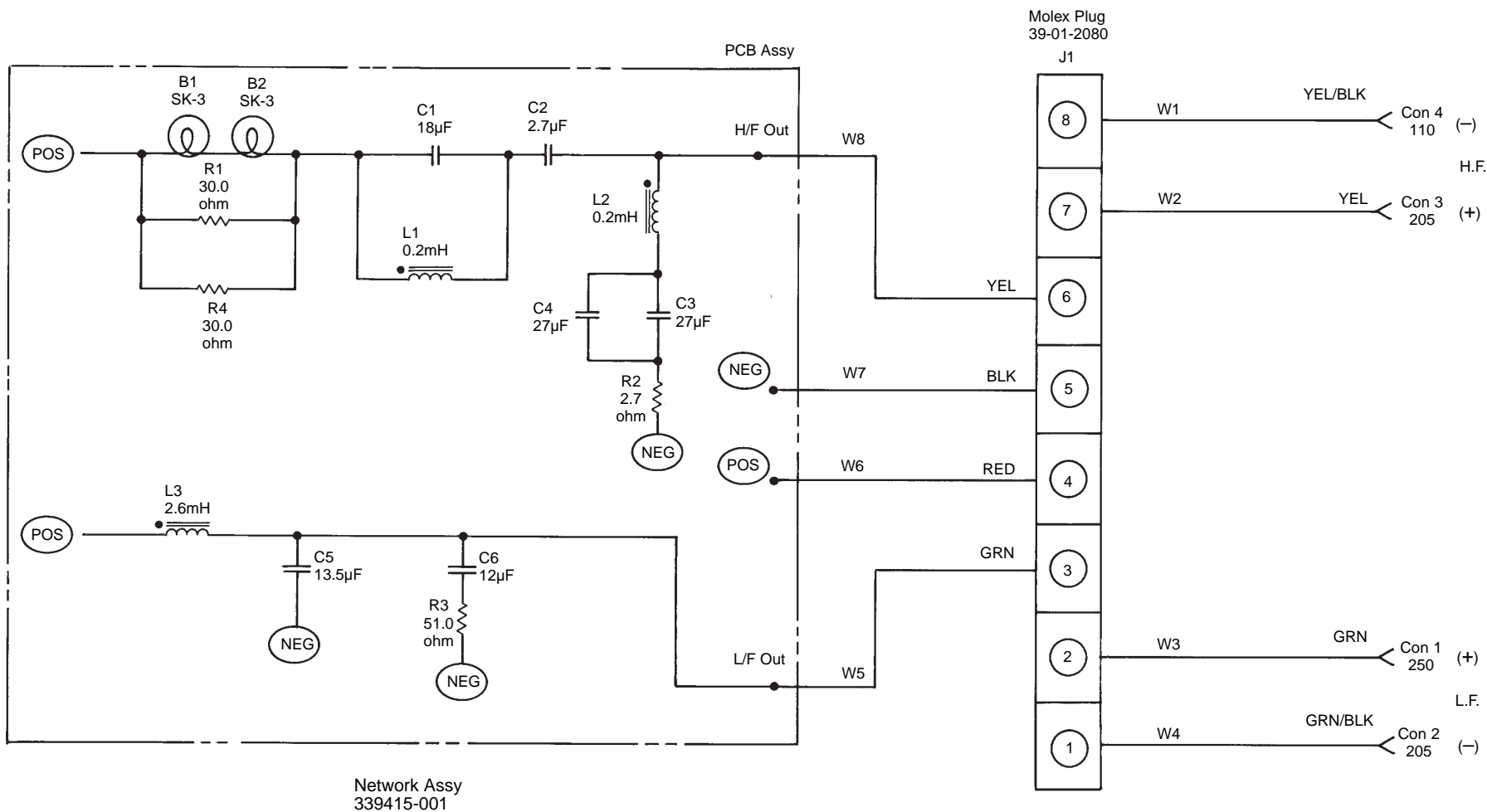
Logo, Grille Assy
(Large), AE
339400-001

Push Nut
350689-001
10-32 UNF-2B BLK

Compression Spring
350690-001

Washer, BLK
76168
.175 ID, .75 OD

NOTE: BLACK DURAFLEX REPAIR KIT
30052
WHITE DURAFLEX REPAIR KIT
16679



NOTE: INDIVIDUAL PARTS FOR THE ABOVE CROSSOVER ARE NOT AVAILABLE.
A COMPLETE REPLACEMENT ASSEMBLY SHOULD BE ORDERED.